



# Illustrated Parts Manual

**Models**  
**15MVL**  
**15MSP**  
**20MVL**  
**20MSP**

P/N  
3121232  
May 30, 2018

**ANSI**

**CE**



**AS/NZS**



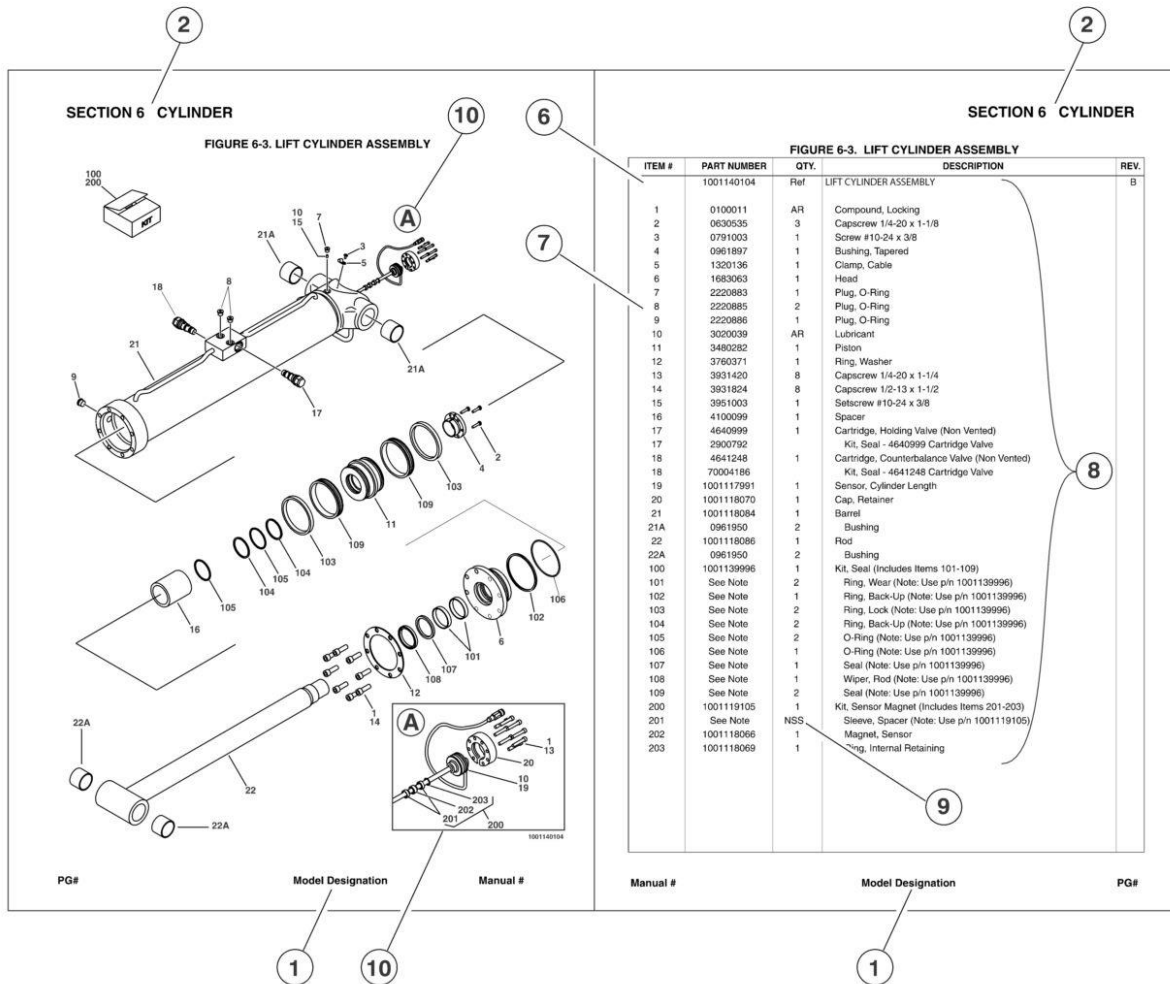
An Oshkosh Corporation Company



## REVISION LOG

January 15, 2006 - Original Issue Of Manual (Edited to B/M 0010681 Revision 3)  
May 15, 2006 - Revised Manual (Edited to B/M 0010681 Revision 11)  
October 31, 2006 - Revised Manual (Edited to B/M 0010681 Revision 14)  
March 1, 2007 - Revised Manual (Edited to B/M 0010681 Revision 15)  
January 23, 2008 - Revised Manual (Edited to B/M 0010681 Revision 22)  
November 7, 2008 - Revised Manual (Edited to B/M 0010681 Revision 28)  
August 21, 2009 - Revised Manual (Edited to B/M 0010681 Revision 33)  
November 2, 2010 - Revised Manual (Edited to B/M 0010681 Revision 38)  
March 24, 2011 - Revised Manual (Edited to B/M 0010681 Revision 40)  
June 17, 2011 - Revised Manual (Edited to B/M 0010681 Revision 41)  
September 23, 2011 - Revised Manual (Edited to B/M 0010681 Revision 41)  
November 21, 2011 - Revised Manual (Edited to B/M 0010681 Revision 41)  
February 28, 2012 - Revised Manual (Edited to B/M 0010681 Revision 41)  
July 9, 2012 - Revised Manual (Edited to B/M 0010681 Revision B)  
October 2, 2012 - Revised Manual (Edited to B/M 0010681 Revision B)  
February 7, 2013 - Revised Manual (Edited to B/M 0010681 Revision B)  
May 7, 2013 - Revised Manual (Edited to B/M 0010681 Revision C)  
August 7, 2013 - Revised Manual (Edited to B/M 0010681 Revision C)  
November 1, 2013 - Revised Manual (Edited to B/M 0010681 Revision C)  
December 17, 2014 - Revised Manual (Edited to B/M 0010681 Revision I)  
June 30, 2015 - Revised Manual (Edited to B/M 0010681 Revision I)  
August 12, 2015 - Revised Manual (Edited to B/M 0010681 Revision J)  
November 6, 2015 - Revised Manual (Edited to B/M 0010681 Revision J)  
February 5, 2016 - Revised Manual (Edited to B/M 0010681 Revision K)  
May 6, 2016 - Revised Manual (Edited to B/M 0010681 Revision K)  
August 1, 2016 - Revised Manual (Edited to B/M 0010681 Revision K)  
November 22, 2016 - Revised Manual (Edited to B/M 0010681 Revision K)  
February 15, 2017 - Revised Manual (Edited to B/M 0010681 Revision K)  
May 19, 2017 - Revised Manual (Edited to B/M 0010681 Revision L and 1001207489 Revision A)  
September 1, 2017 - Revised Manual (Edited to 1001207489 Revision E)  
November 30, 2017 - Revised Manual (Edited to 1001207489 Revision E)  
February 22, 2018 - Revised Manual (Edited to 1001207489 Revision F)  
May 30, 2018 - Revised Manual (Edited to 1001207489 Revision F)

# GENERAL INFORMATION



## 1) MACHINE IDENTIFICATION

Machines are identified by model and in some cases a combination of models, serial number (SN) or regional standard (i.e. ANSI, CE, CSA). Components may also be identified by SN or manufacturer. Common components that may be identified by these characteristics are engines and hydraulic components.

## 2) PARTS MANUAL ORGANIZATION

Product information in this manual is organized under section titles. Frame, Cylinder, Hydraulic and Electrical are a few examples. Each section is organized by figure and page number. The information within the Figure is then organized by item number, part number, description and corresponding illustration (s).

## 3) TABLE OF CONTENTS

A table of contents is found toward the beginning of the manual. Figure number, description and page number are provided for quick reference to the page containing the related information.

## 4) RECOMMENDED SPARE PARTS

The Recommended Spare Parts, located near the end of the manual, reference most frequently used maintenance parts.

## 5) PART NUMBER INDEX

A numerical index listing all part numbers and the corresponding page number(s) appears at the back of the manual.

## GENERAL INFORMATION

### 6) NON-SERVICED PARTS

In some instances, it is necessary to display non-serviced parts, assemblies or installations. In the case of assemblies and installations there will be a Ref in the Qty column. In case of parts that are not available for service within assemblies or components, there will be a NSS (Not Sold Separately) or NLA (No Longer Available) listed in the Qty. column of the manual.

### 7) PARTS LIST ITEM NUMBERS

Numbers shown in the item# column correspond to numbers used in the associated illustration (s). Item numbers which are missing from the sequence in the parts list are not used on that page

### 8) INDENTED PARTS DESCRIPTION

An indented part description is included in the item under which it is indented.

### 9) ABBREVIATION AND SYMBOLS

AC.....	.. Alternating Current	LCD .....	.. Liquid Crystal Display
ADE.....	.. Advanced Design Electronics	LED .....	.. Light Emitting Diodes
ANSI .....	.. American National Standards Institute	LH.....	.. Left Hand
AR.....	.. As Required	LSS .....	.. Load Sensing System
ASSY .....	.. Assembly	M(m).....	.. Metric/Meter
AUX.....	.. Auxiliary	MM (mm) .....	.. Milimeter
AWG.....	.. American Wire Gauge	mA.....	.. Milliamps
B/M.....	.. Bill of Material	NLA.....	.. No Longer Available
CE.....	.. European Conformity	NPT .....	.. National Pipe Threads
CCW .....	.. Counter Clockwise	NSS .....	.. Not Sold Separately
cm.....	.. Centimeter	OD.....	.. Outside Diameter
CW .....	.. Clockwise	ORB.....	.. O-Ring Boss
CSA.....	.. Canadian Standards Association	ORFS.....	.. O-Ring Face Seal
CYL.....	.. Cylinder	OZ (oz) .....	.. Ounces
DIA.....	.. Diameter	PG .....	.. Page
DC.....	.. Direct Current	P/N.....	.. Part Number
EMS .....	.. Emergency Stop	qt.....	.. Quarts
ENG .....	.. Engine	QTY.....	.. Quantity
FT (ft).....	.. Feet	REF .....	.. Reference
GA (Ga).....	.. Gauge	REV .....	.. Revision Level
HYD.....	.. Hydraulic	RH.....	.. Right Hand
Hz.....	.. Hertz	SAE.....	.. Society of Automotive Engineers
ID.....	.. Inside Diameter	SN.....	.. Serial Number
in.....	.. inches	SPEC(S).....	.. Specifications
ISO.....	.. International Organization for Standards	T/T.....	.. Turntable
JIC.....	.. Joint Industry Council	UGM .....	.. Universal Ground Module
KG .....	.. Kilogram	V.....	.. Volts
L.....	.. Liter	W.....	.. Watts
LB.....	.. Pounds	#.....	.. Number

### 10) ILLUSTRATION REFERENCE LETTERS

When necessary, illustrations may contain reference letters that are intended to track information (i. e. hoses, harnesses) from one point to another or to track visual enlargement of components to show details that may be located in another area on the illustration.

*Note: Due to continuous product improvements, JLG Industries, Inc. reserves the right to make specification changes without prior notification. Contact JLG Industries, Inc. for updated information.*



# TABLE OF CONTENTS

SECTION 1 - BASE.....	9
FIGURE 1-1. BASE MOUNTED COMPONENTS INSTALLATION .....	10
FIGURE 1-2. DRIVE ASSEMBLY.....	14
FIGURE 1-3. POTHOLE PROTECTION INSTALLATION .....	16
FIGURE 1-4. COVERS INSTALLATION .....	18
FIGURE 1-5. MAST AND BATTERY BOX INSTALLATION (2-12VOLT BATTERIES) .....	20
FIGURE 1-6. MAST AND BATTERY BOX INSTALLATION (4-6VOLT BATTERIES) .....	22
FIGURE 1-7. MAST PROTECTION INSTALLATION .....	24
SECTION 2 - CONTROLS .....	27
FIGURE 2-1. PUMP/MOTOR/GROUND CONTROL/HORN INSTALLATIONS.....	28
FIGURE 2-2. PUMP/MOTOR ASSEMBLY - FENNER (Prior to SN 01300009712).....	32
FIGURE 2-3. PUMP/MOTOR ASSEMBLY - MONARCH (SN 01300009712 to Present).....	34
FIGURE 2-4. BATTERIES/CHARGER/SWITCHES INSTALLATION (2-12VOLT BATTERIES) .....	36
FIGURE 2-5. BATTERIES/CHARGER/SWITCHES INSTALLATION (4-6VOLT BATTERIES) .....	40
FIGURE 2-6. PLATFORM CABLE AND CONTROLS INSTALLATION .....	44
FIGURE 2-7. PLATFORM CONTROL BOX ASSEMBLY .....	50
FIGURE 2-8. LSS INSTALLATION (BOLT-ON PLATFORM) .....	54
FIGURE 2-9. LSS INSTALLATION (QUICK CHANGE PLATFORM) .....	56
SECTION 3 - MAST .....	59
FIGURE 3-1. MAST ASSEMBLY.....	60
SECTION 4 - PLATFORM.....	65
FIGURE 4-1. PLATFORM WITH FRONT ENTRY SLIDE BAR AND NO EXTENSION.....	66
FIGURE 4-2. PLATFORM WITH FRONT ENTRY GULLWING GATE AND NO EXTENSION.....	70
FIGURE 4-3. PLATFORM WITH FRONT ENTRY SLIDE BAR AND ROLLING EXTENSION .....	74
FIGURE 4-4. PLATFORM WITH FRONT ENTRY GULLWING GATE AND ROLLING EXTENSION .....	78
FIGURE 4-5. PLATFORM WITH FRONT ENTRY GATE AND FIXED EXTENSION/FIXED SIDE RAILS .....	82
FIGURE 4-6. PLATFORM WITH FRONT ENTRY GATE AND FIXED EXTENSION/FOLDING SIDE RAILS.....	86
FIGURE 4-7. PLATFORM WITH FRONT AND SIDE ENTRY GATES AND FIXED EXTENSION/FOLDING SIDE RAILS.....	90
FIGURE 4-8. PLATFORM WITH SIDE ENTRY GATE AND FIXED MATERIAL TRAY (Prior to SN 0130010824) .....	94
FIGURE 4-9. PLATFORM WITH SIDE ENTRY GATE AND FOLDING MATERIAL TRAY (SN 0130010824 to Present).....	96
FIGURE 4-10. PLATFORM WITH SIDE ENTRY GATE AND FOLD-DOWN MATERIAL TRAY .....	98
FIGURE 4-11. OBSTRUCTION SENSOR INSTALLATION (MSP ONLY) (OPTIONAL) .....	102
FIGURE 4-12. PLATFORM BUMPERS INSTALLATION .....	104
SECTION 5 - CYLINDER .....	107
FIGURE 5-1. LIFT CYLINDER ASSEMBLY (Prior to SN 0130032831).....	108
FIGURE 5-2. LIFT CYLINDER ASSEMBLY (SN 0130032831 to Present).....	110
SECTION 6 - HYDRAULIC .....	113
FIGURE 6-1. HYDRAULIC DIAGRAM.....	114
SECTION 7 - ELECTRICAL .....	117
FIGURE 7-1. ELECTRICAL COMPONENTS INSTALLATION .....	118
SECTION 8 - DECALS.....	127
FIGURE 8-1. DECAL INSTALLATION (Prior to SN 0130016806) .....	128
FIGURE 8-2. DECAL INSTALLATION (SN 0130016806 to Present) .....	134
SECTION 9 - RECOMMENDED SERVICE PARTS STOCK .....	139
FIGURE 9-1. MVL AND MSP SERIES SERVICE PARTS.....	140
SECTION 10 - SPECIAL OPTIONS.....	141
FIGURE 10-1. SPECIAL OPTIONS.....	142

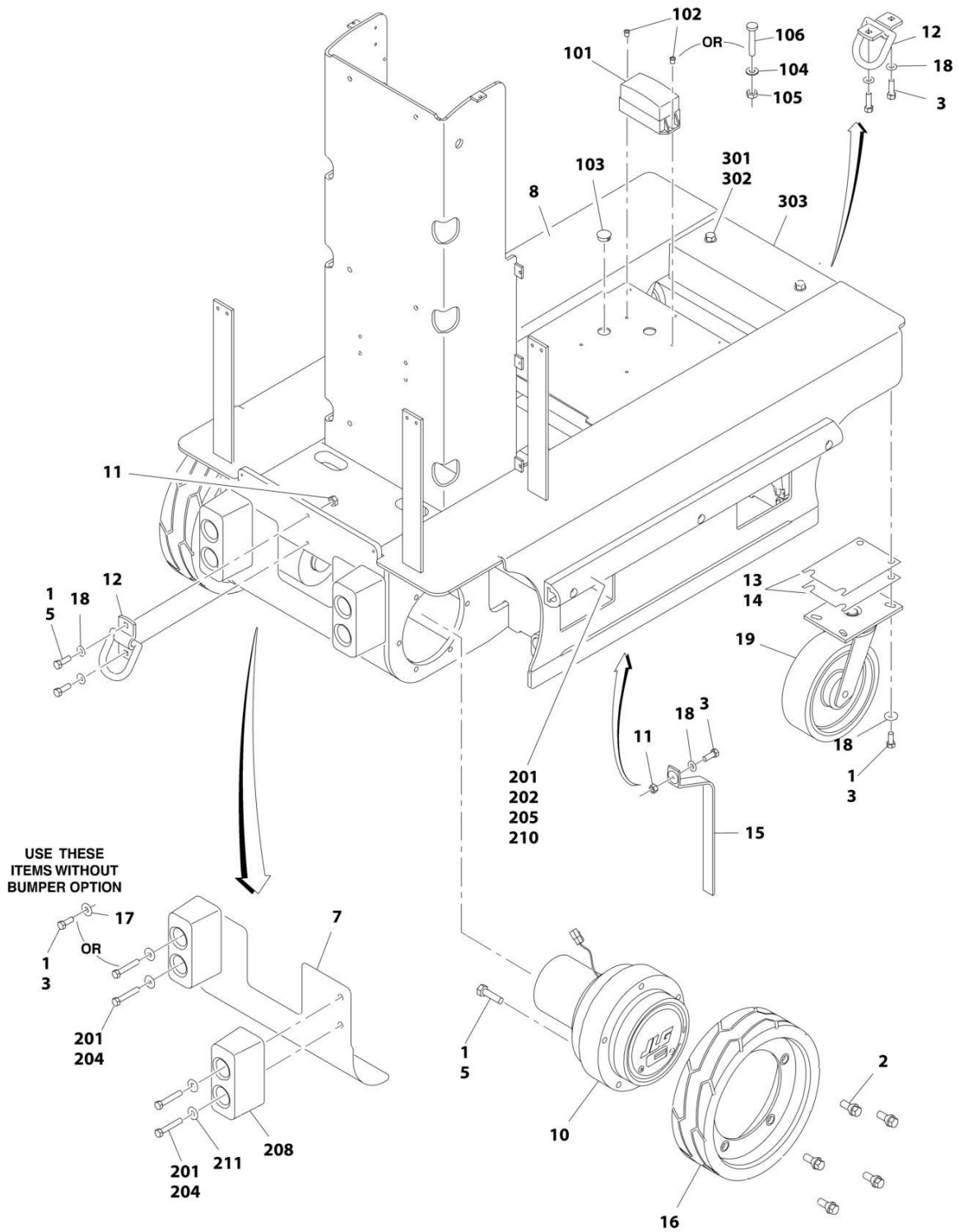
# TABLE OF CONTENTS

PART NUMBER INDEX.....145

**SECTION 1 - BASE**

# SECTION 1 - BASE

## FIGURE 1-1. BASE MOUNTED COMPONENTS INSTALLATION



# SECTION 1 - BASE

## FIGURE 1-1. BASE MOUNTED COMPONENTS INSTALLATION

ITEM	PART NUMBER	QTY	DESCRIPTION	REV
		Ref	<b>BASE ASSEMBLY</b>	
	0274866	Ref	<b>Base Assembly - (Standard)</b>	J
	0274867	Ref	<b>Base Assembly - (Rubber Tires - Optional) (Prior to SN 0130010824)</b>	E
1	0100011	AR	Compound, Locking	
2	0630580	10	Bolt, Wheel	
3		Ref	Bolt Options:	
3	0641607	15	Bolt 3/8in-16NC x 7/8in Length	
3	0641609	15	Bolt 3/8in-16NC x 1-1/8in Length	
3	0641608	15	Bolt 3/8in-16NC x 1in Length	
5	0641609	14	Bolt 3/8in-16NC x 1-1/8in	
7	1671257	1	Cover, Rear	
8	2360754	1	Frame Weldment	
9	3020017	AR	Lubricant (Not Shown)	
10	3160323	2	Drive Motor Assembly (See DRIVE ASSEMBLY for Breakdown)	
11	3311605	1	Locknut 3/8in-16NC	
12	3760365	2	Ring, Tie Down	
13	4071077	8	Shims - .015	
14	4071078	2	Shims - .036	
15	4240147	1	Strap, Static	
16		Ref	Tire and Wheel Assembly (Drive)	
16	4520326	NLA	Tire and Wheel Assembly (Drive) (Use p/n 2915012) <b>(Prior to SN 0130009345)</b>	
16	4520565	NLA	Tire and Wheel Assembly (Drive) (Use p/n 2915012) <b>(SN 0130009345 through 0130011755)</b>	
16	1001100840	NLA	Tire and Wheel Assembly (Drive) (Use p/n 2915012) <b>(SN 0130011756 through 0130013886)</b>	
16	1001114467	2	Tire and Wheel Assembly (Drive) (Recommend Using p/n 2915012) <b>(SN 0130013887 to Present)</b>	
17	4711600	4	Flatwasher 3/8in Narrow	
18	4751600	13	Flatwasher 3/8in Wide	
19		Ref	Wheel and Caster Assembly Options:	
19	4860239	NLA	Wheel and Caster Assembly with Rubber Tires (Use p/n 1001097982) <b>(Prior to SN 0130010824)</b>	
19	4860235	NLA	Wheel and Caster Assembly with Standard Tires (Use p/n 1001097982) <b>(Prior to SN 0130009398)</b>	
19	4520593	NLA	Wheel and Caster Assembly with Standard Tires (Use p/n 1001097982) <b>(SN 0130009398 through 0130010823)</b>	
19	1001097982	2	Wheel and Caster Assembly with Standard Tires <b>(SN 0130010824 to Present)</b>	
		Ref	<b>BEACON LIGHT INSTALLATION</b>	
	0271946	Ref	<b>Standard Location (Shown)</b>	E
	0273006	Ref	<b>Circuit City Spec Location (Not Shown)</b>	B
101		Ref	Light, Beacon Options:	
101	2920155	NLA	Beacon Light (Use p/n 2915256) <b>(Prior to SN 0130009136)</b>	
101	7026195	1	Lens for 2920155 Light	
101	7026196	1	Bulb, Replacement for 2920155 Light	
101	2920178	1	Beacon Light (No Service Parts Available - Replace Complete Part) <b>(SN 0130009136 through 0130022807)</b>	
101	1001187862	1	Beacon Light (No Service Parts Available - Replace Complete Part) <b>(SN 0130022808 to Present)</b>	
102	3820032	2	Rivet <b>(Prior to SN 0130022808)</b>	

## SECTION 1 - BASE

ITEM	PART NUMBER	QTY	DESCRIPTION	REV
103	3520033	1	Plug, Hole 1in	
104	4811400	2	Washer M4 (SN 0130022808 to Present)	
105	3290401	2	Nut M4 (SN 0130022808 to Present)	
106	0100011	AR	Compound, Locking (SN 0130022808 to Present)	
106	4010412	2	Screw M4 x 24 (SN 0130022808 to Present)	
		Ref	<b>BUMPER INSTALLATIONS (BASE) (OPTIONAL)</b>	
	0275366	Ref	<b>Bumper Installations 15 &amp; 20 MSP Only</b>	A
	1001102559	Ref	<b>Bumper Installations 15 &amp; 20 MVL/MSP</b>	A
201	0100011	AR	Compound, Locking	
202	0641407	6	Bolt 1/4in-20 x 7/8in	
204	0641618	4	Bolt 3/8in-16NC x 2-1/4in	
205	0940105	2	Bumper, Side Base	
208	0940108	2	Bumper, Base	
210	4711400	6	Flatwasher 1/4in	
211	4751600	4	Flatwasher 3/8in Wide	
	0275440	Ref	<b>COUNTERWEIGHT INSTALLATION (ANSI AND ANSI EXPORT SPECS ONLY)</b>	A
301	0641628	2	Bolt 3/8in-16NC x 3-1/2in	
302	4751600	2	Flatwasher 3/8in Wide	
303	4821496	1	Counterweight	



# SECTION 1 - BASE

## FIGURE 1-2. DRIVE ASSEMBLY

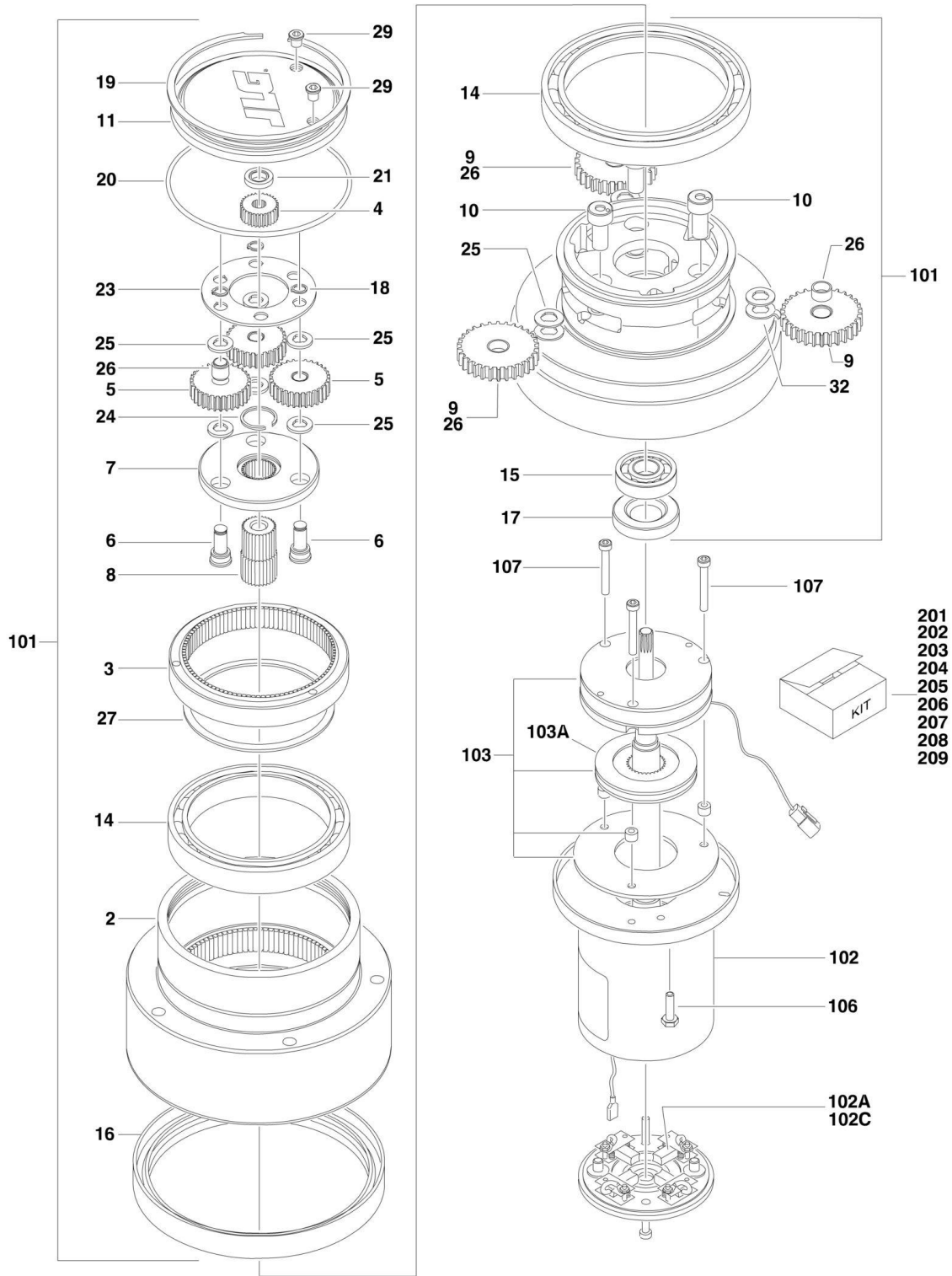
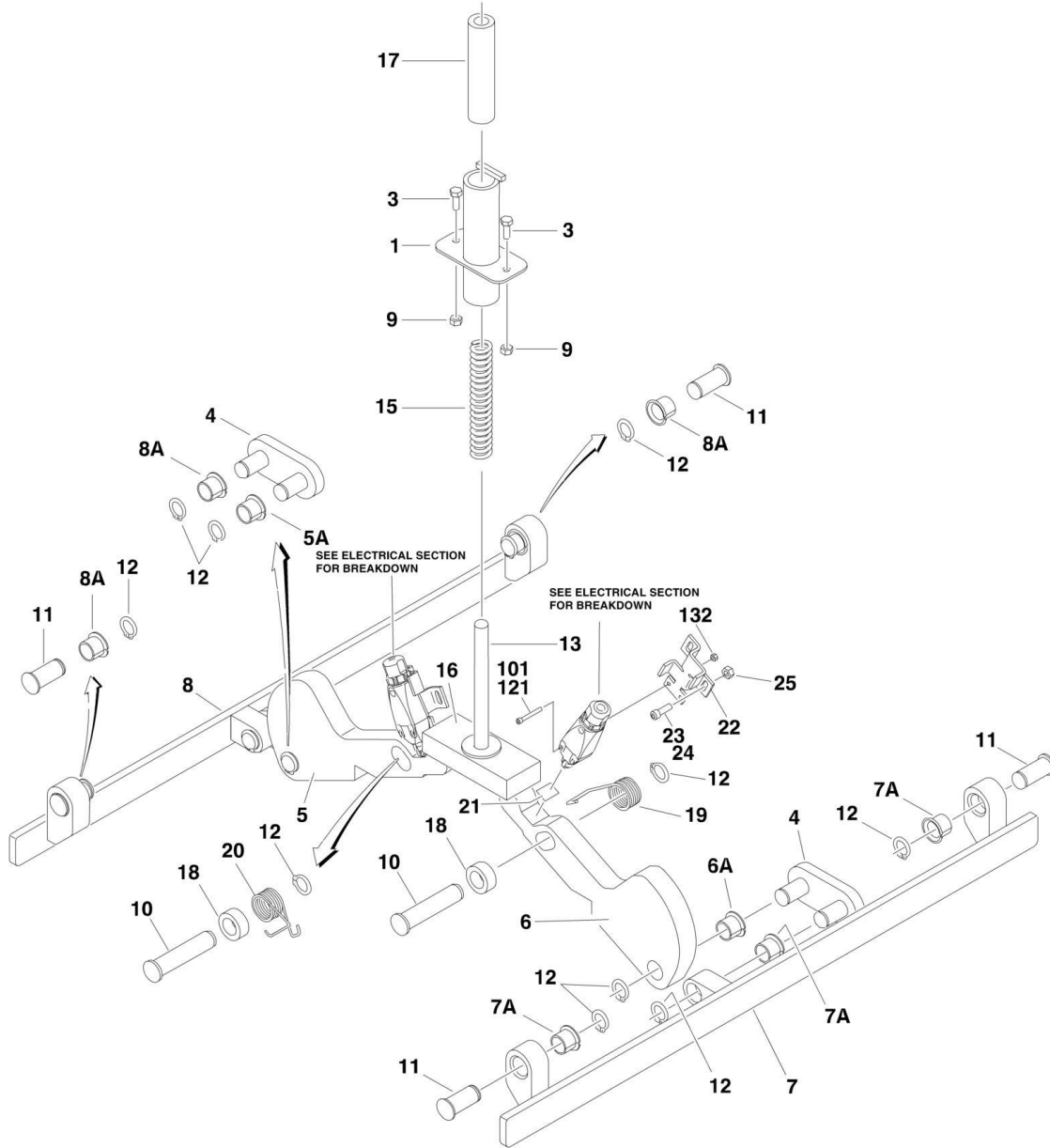


FIGURE 1-2. DRIVE ASSEMBLY

ITEM	PART NUMBER	QTY	DESCRIPTION	REV
		Ref	<b>SPINDLE/HUB ASSEMBLY</b>	
1	3160323	1	Spindle	
2	7024756	1	Hub	
3	7024758	1	Ring, Input	
4	See Note	NSS	Gear, Input Sun (Note: Use Item 203)	
5	See Note	NSS	Gear, Input Planet (Note: Use Item 203)	
6	See Note	NSS	Pin, Input Planet (Note: Use Item 203)	
7	See Note	NSS	Carrier (Note: Use Item 203)	
8	See Note	NSS	Gear, Output Sun (Note: Use Item 203)	
9	See Note	NSS	Gear, Output Planet (Note: Use Item 207)	
10	See Note	NSS	Pin, Output Planet (Note: Use Item 207)	
11	See Note	NSS	Cover (Note: Use Item 201)	
14	See Note	NSS	Bearing (Note: Use Items 202, 204, 206 & 207)	
15	See Note	NSS	Bearing (Note: Use Item 207)	
16	See Note	NSS	Seal, Lip (Note: Use Items 202 & 206)	
17	70000215	1	Seal, Lip	
18	See Note	NSS	Ring, Retaining (Note: Use Item 203)	
19	See Note	NSS	Ring, Retaining (Note: Use Item 201)	
20	70000191	1	O-Ring	
21	See Note	NSS	Thrustwasher (Note: Use Item 201)	
23	See Note	NSS	Plate, Thrust (Note: Use Item 203)	
24	See Note	NSS	Ring, Retaining (Note: Use Item 203)	
25	See Note	6	Thrustwasher (Note: Use Items 203 & 207)	
26	See Note	6	Bushing, Planet (Note: Use Items 203 & 207)	
27	See Note	1	Ring, Retaining (Note: Use Items 204 & 206)	
29	See Note	NSS	Plug (Note: Use Item 201)	
32	See Note	NSS	Thrustwasher, Tanged (Note: Use Item 207)	
	3160323	Ref	<b>DRIVE MOTOR ASSEMBLY</b>	
101	See Note	1	Hub/Spindle Assembly (Includes Items 1-32) (Note: Purchase Individual Pieces)	B
102	See Note	NSS	Electric Motor Assembly (Note: Use Item 205)	
102A	See Note	NSS	Brush (Note: Use Item 208)	
102B	See Note	NSS	Indicator, Wear (Not Shown) (Note: Use Item 208)	
102C	See Note	NSS	Spring, Brush (Note: Use Item 208)	
102D	See Note	NSS	Bearing (Not Shown) (Note: Use Item 208)	
103	See Note	NSS	Brake Assembly (Note: Use Item 209)	
103A	70000935	1	Disc, Brake	
106	See Note	NSS	Bolt (Note: Use Item 205)	
107	See Note	NSS	Bolt (Note: Use Item 209)	
		Ref	Kit Options:	
201	7024747	1	Cover Kit (Includes Items 11, 19-21 & 29)	
202	7024748	1	Main Seal Kit (Includes Items 14, 16 & 20)	
203	70000210	1	Input Carrier Kit (Includes Items 4-8, 18, 20 & 23-26)	
204	7024758	1	Input Ring Kit (Includes Items 3, 14, 20 & 27)	
205	70000211	1	Motor Kit (Includes Items 17, 102 & 106)	
206	7024756	1	Hub Kit (Includes Items 2, 14, 16, 20 & 27)	
207	70000212	1	Output Planet Kit (Includes Items 9, 10, 14, 15, 20, 25, 26 & 32)	
208	70000213	1	Brush and Bearing Kit (Includes Items 102A-102D)	
209	70000214	1	Brake Kit (Includes Items 103 & 107)	

# SECTION 1 - BASE

## FIGURE 1-3. POTHOLE PROTECTION INSTALLATION



# SECTION 1 - BASE

## FIGURE 1-3. POTHOLE PROTECTION INSTALLATION

ITEM	PART NUMBER	QTY	DESCRIPTION	REV
	0275003	Ref	<b>POTHOLE PROTECTION INSTALLATION</b>	G
1	0060089	1	Actuator Weldment	
3	0641406	2	Bolt 1/4in-20 x 3/4in	
4	3010146	2	Link	
5	3010147	1	Cam (Left)	
5A	0440263	1	Bearing, Flange	
6	3010153	1	Cam (Right)	
6A	0440263	1	Bearing, Flange	
7	3010155	1	Bar, Pothole (Right)	
7A	0440263	3	Bearing, Flange	
8	3010156	1	Bar, Pothole (Left)	
8A	0440263	3	Bearing, Flange	
9	3311405	2	Locknut 1/4in-20NC	
10	3423189	2	Pin, Pivot	
11	3423231	4	Pin, Pivot	
12	3760348	10	Ring, Retaining	
13	3841724	1	Rod, Actuator	
15	4160160	1	Spring, Compression	
16	4220285	1	Pad, Actuator	
17	4569336	1	Tube, Actuator Sleeve	
18	4569238	2	Tube, Spacer	
19	4160222	1	Spring, Red (Right)	
20	4160223	1	Spring, Yellow (Left)	
21	1670836	AR	Shim <b>(SN 0130010600 through 0130013257)</b>	
22	1001110511	2	Plate, Switch Mount <b>(SN 0130013258 to Present)</b>	
23	3931412	4	Bolt 1/4in-20NC x 3/4in <b>(SN 0130013258 to Present)</b>	
24	0100011	AR	Compound, Locking <b>(SN 0130013258 to Present)</b>	
25	3311401	4	Nut 1/4in-20NC <b>(SN 0130013258 to Present)</b>	
		Ref	<b>ELECTRICAL COMPONENTS INSTALLATION</b>	
	0274936	Ref	<b>2-12Volt AGM Battery Installation (All Specs Except CE Spec)</b>	J
	1001114754	Ref	<b>2-12Volt AGM Battery Installation (CE Spec Only)</b>	D
	1001093807	Ref	<b>4-6Volt AGM Battery Installation (All Specs Except CE Spec)</b>	F
	1001153721	Ref	<b>2-12Volt AGM Battery Installation (CE Spec Only)</b>	B
101	0100035	AR	Compound, Locking	
121		Ref	Capscrew Options:	
121	3930832	4	Capscrew #8-32NC x 2in <b>(Prior to SN 0130013325)</b>	
121	3930824	4	Capscrew #8-32NC x 1-1/2in <b>(SN 0130013325 to Present)</b>	
132	3310801	4	Nut #8-32NC	

# SECTION 1 - BASE

## FIGURE 1-4. COVERS INSTALLATION

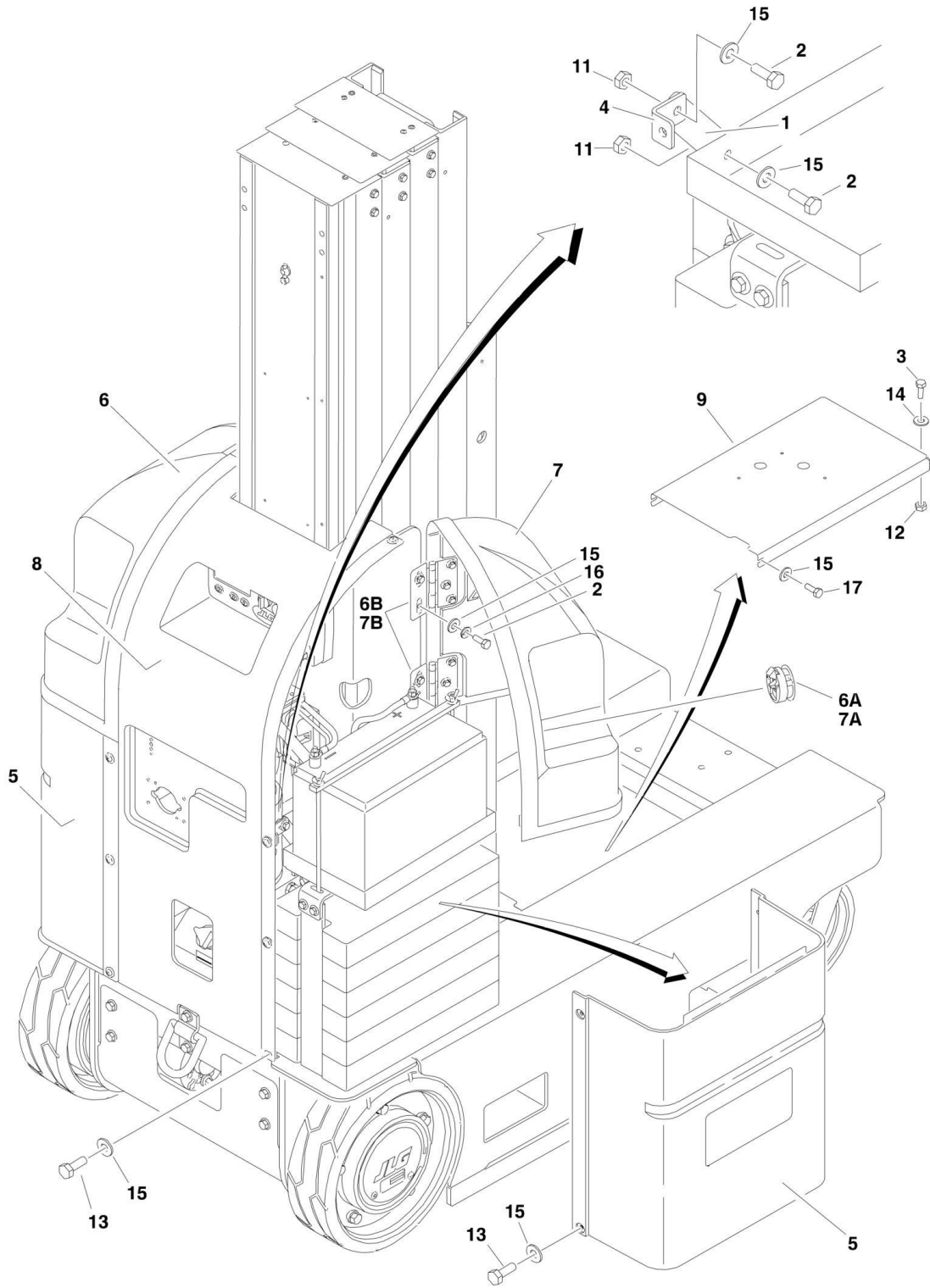
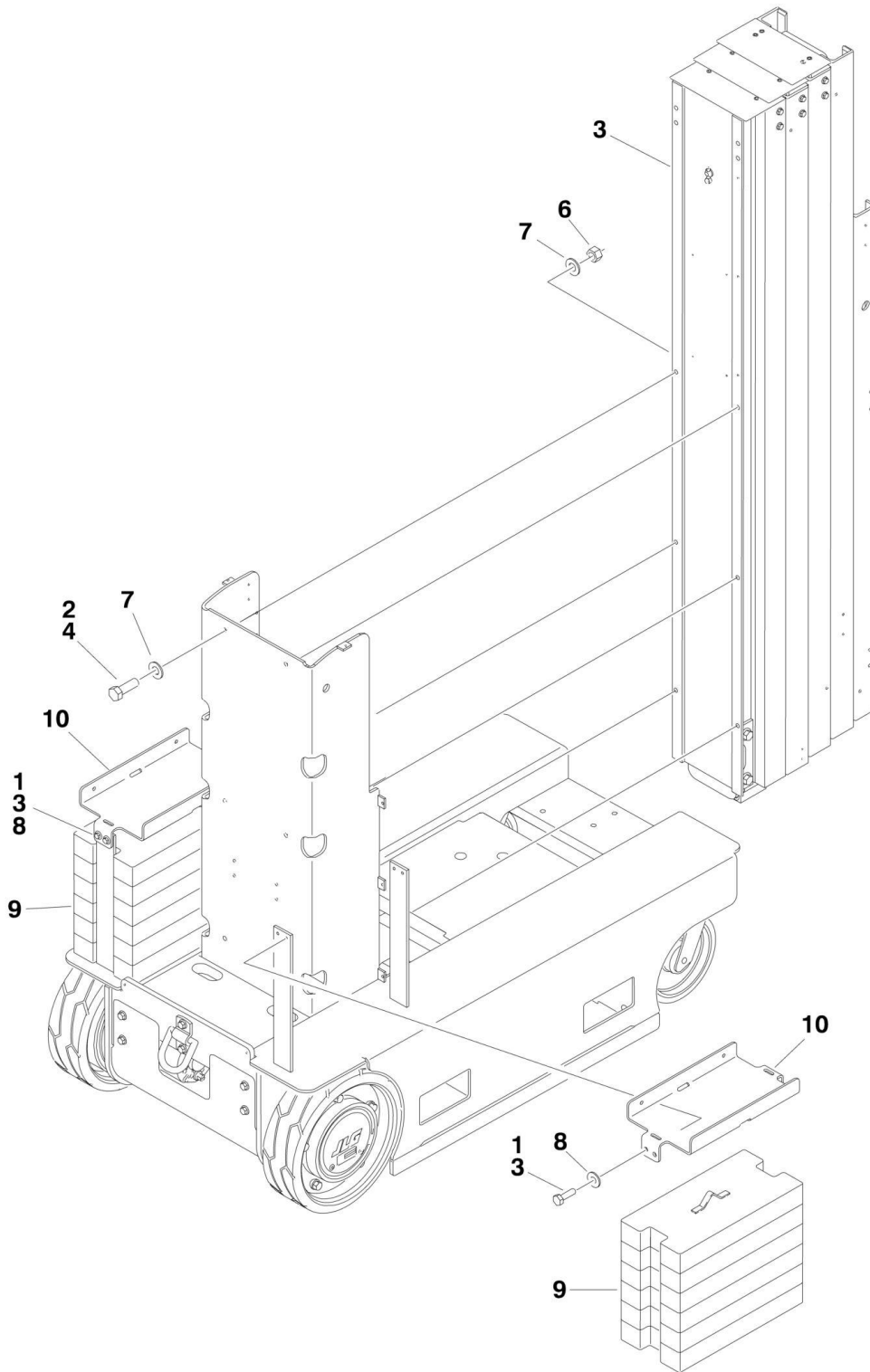


FIGURE 1-4. COVERS INSTALLATION

ITEM	PART NUMBER	QTY	DESCRIPTION	REV
		Ref	<b>COVER INSTALLATIONS</b>	
	0274891	Ref	<b>FIXED STANDARD</b>	C
	1001093808	Ref	<b>FIXED STANDARD (4-6Volt AGM Batteries)</b>	B
	0274889	Ref	<b>HINGED</b>	C
	0274890	Ref	<b>HINGED LOCKABLE</b>	C
		Ref	<b>Note: Replacement Decals Must be Ordered Separately - See DECALS SECTION for Breakdown.</b>	
1	0120006	2	Adjuster, Hood (All Models Excepted Fixed Standard 4-6Volt AGM Batteries Installation)	
2	0641405	AR	Bolt 1/4in-20NC x 5/8in	
3	0641614	2	Bolt 1/4in-20NC x 1-3/4in	
4	0902836	AR	Bracket, Hood Support Options:	
4		Ref	Fixed Cover	
4		Ref	Hinged Cover	
5	1671283	2	Cover, Counterweight	
6		Ref	Cover, Left Options:	
6	1671289	1	Fixed	
6	1671284	1	Hinged	
6	1671287	1	Hinged Lockable	
6A	Not Available	1	Latch	
6A	2940142	1	Keeper, Latch	
6B	2600258	2	Hinge	
7		Ref	Cover, Right Options:	
7	1671290	1	Fixed	
7	1671285	1	Hinged	
7	1671288	1	Hinged Lockable	
7A	Not Available	1	Latch	
7A	2940142	1	Keeper, Latch	
7B	2600258	2	Hinge	
8		Ref	Cover, Ground Station Options:	
8	1671291	1	Fixed	
8	1671286	1	Hinged and Hinged Lockable	
9		Ref	Cover, Charger Options:	
9	1671256	1	Cover without Beacon Light	
9	2915256	1	Cover with Beacon Light Kit	
		Ref	<b>Note: For Machines Built Prior to SN 0130009136, original beacon light mounting holes have changed. Use P/N 2915256 Cover/Beacon Light Kit as replacement. Kit may also be used on Machines Built SN 0130009136 to Present.</b>	
11	3311405	4	Locknut 1/4in-20NC	
12	3311605	2	Locknut 3/8in-16NC	
13	3900258	AR	Button Head Screw 1/4in-20NC x 3/4in (Fixed Cover Only)	
14	4711600	2	Flatwasher 3/8in Narrow	
15	4751400	28	Flatwasher 1/4in Wide	
16	4761400	8	Lockwasher 1/4in (Hinged Covers Only)	
17	0811408	2	Screw 1/4in-20NC x 1in	
		Ref	Covers Kit Options (Included Items 5 - 8):	
	2902519	1	Fixed Standard and Fixed Standard 4-6Volt AGM Batteries Covers	2
	2902517	1	Hinged Covers	2
	2902518	1	Lockable Hinged Covers	2

# SECTION 1 - BASE

## FIGURE 1-5. MAST AND BATTERY BOX INSTALLATION (2-12VOLT BATTERIES)



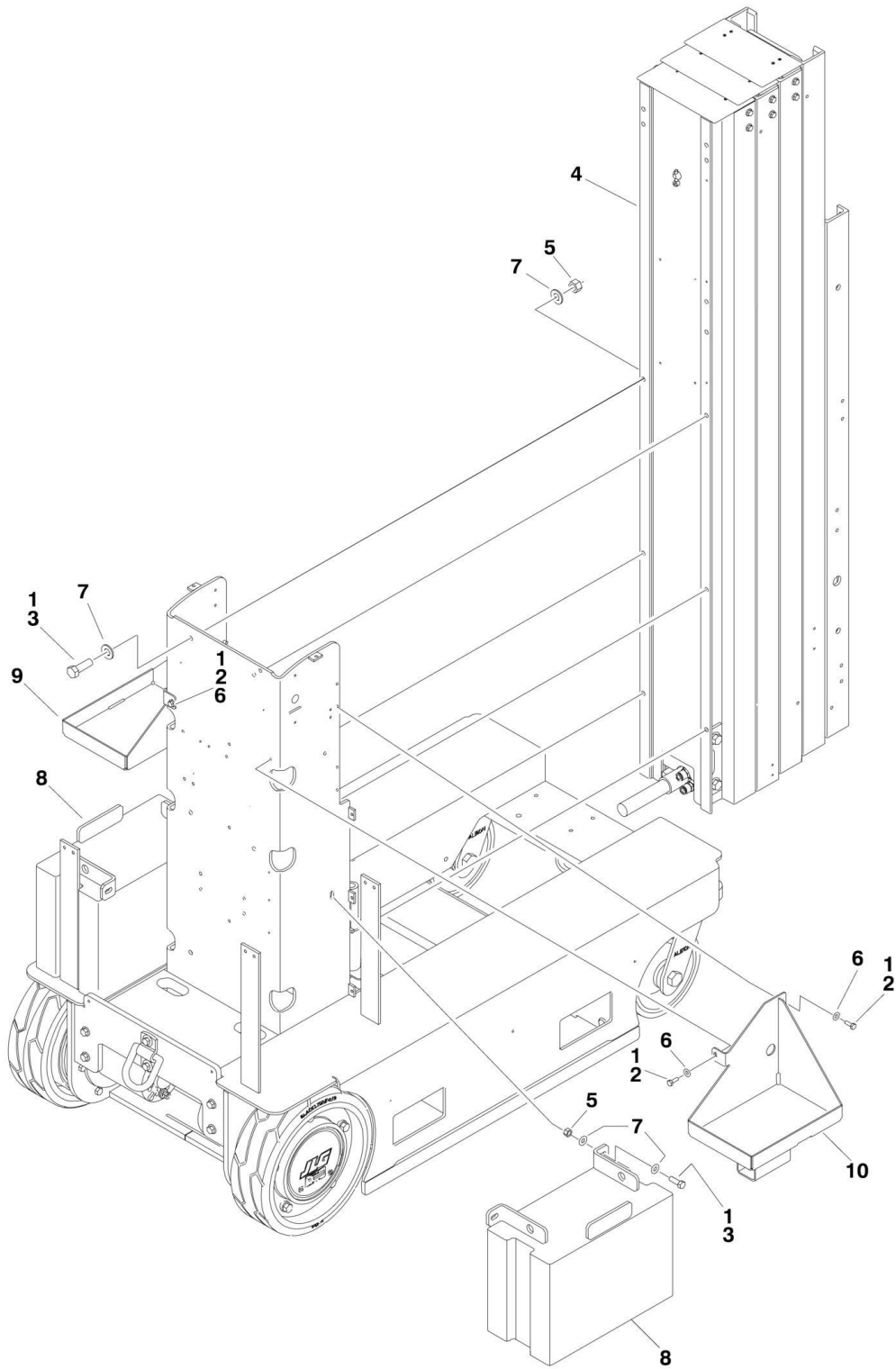
## SECTION 1 - BASE

**FIGURE 1-5. MAST AND BATTERY BOX INSTALLATION (2-12VOLT BATTERIES)**

ITEM	PART NUMBER	QTY	DESCRIPTION	REV
		Ref	<b>MAST SUPPORT INSTALLATION</b>	
	0274870	Ref	<b>Mast Support Installation 15MVL/15MSP</b>	C
	0274869	Ref	<b>Mast Support Installation 20MVL/20MSP</b>	C
	0274887	Ref	<b>Mast Support Installation 15MVL/15MSP (No Lanyard Attach Point)</b>	B
	0274886	Ref	<b>Mast Support Installation 20MVL/20MSP (No Lanyard Attach Point)</b>	B
1	0100011	AR	Compound, Locking	
2	0100019	AR	Compound, Locking	
3	0641407	8	Bolt 1/4in-20NC x 7/8in	
4	0641609	6	Bolt 3/8in-16NC x 1-1/8in	
5		Ref	Mast Assembly (Not Shown - See MAST SECTION for Breakdown)	
5	0801541	1	Mast Assembly 15MVL/15MSP	
5	0801543	1	Mast Assembly 20MVL/20MSP	
5	0801544	1	Mast Assembly 15MVL/15MSP (No Lanyard Attach Point)	
5	0801545	1	Mast Assembly 20MVL/20MSP (No Lanyard Attach Point)	
6	3311601	6	Nut 3/8in-16NC	
7	4711600	12	Flatwasher 3/8in Narrow	
8	4751400	8	Flatwasher 1/4in Wide	
9	4846445	2	Counterweight	
10	4846447	NLA	Box, Battery (Use p/n 1001093858)	

# SECTION 1 - BASE

## FIGURE 1-6. MAST AND BATTERY BOX INSTALLATION (4-6VOLT BATTERIES)



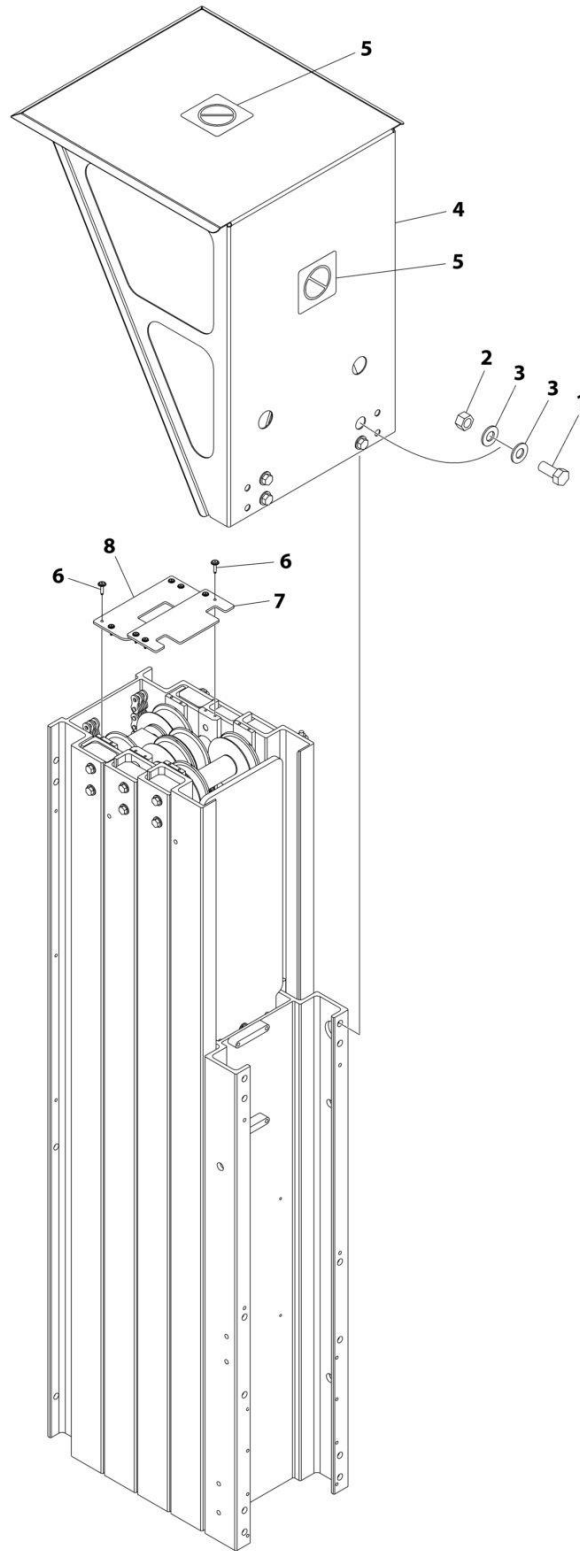
## SECTION 1 - BASE

**FIGURE 1-6. MAST AND BATTERY BOX INSTALLATION (4-6VOLT BATTERIES)**

ITEM	PART NUMBER	QTY	DESCRIPTION	REV
		Ref	<b>MAST SUPPORT INSTALLATION</b>	
	1001093804	Ref	<b>Mast Support Installation 15MVL/15MSP</b>	B
	1001093801	Ref	<b>Mast Support Installation 20MVL/20MSP</b>	B
	1001093806	Ref	<b>Mast Support Installation 15MVL/15MSP (No Lanyard Attach Point)</b>	A
	1001093805	Ref	<b>Mast Support Installation 20MVL/20MSP (No Lanyard Attach Point)</b>	A
1	0100011	AR	Compound, Locking	
2	0641406	6	Bolt 1/4in-20NC x 3/4in	
3	0641609	8	Bolt 3/8in-16NC x 1-1/8in	
4		Ref	Mast Assembly (Not Shown - See MAST SECTION for Breakdown)	
4	0801541	1	Mast Assembly 15MVL/15MSP	
4	0801543	1	Mast Assembly 20MVL/20MSP	
4	0801544	1	Mast Assembly 15MVL/15MSP (No Lanyard Attach Point)	
4	0801545	1	Mast Assembly 20MVL/20MSP (No Lanyard Attach Point)	
5	3311601	8	Nut 3/8in-16NC	
6	4711400	6	Flatwasher 1/4in Wide	
7	4711600	AR	Flatwasher 3/8in Narrow	
8	1001091663	2	Counterweight	
9	1001091672	1	Box, Battery (Left)	
10	1001091676	1	Box, Battery (Right)	

# SECTION 1 - BASE

## FIGURE 1-7. MAST PROTECTION INSTALLATION



ART\_1001228804

FIGURE 1-7. MAST PROTECTION INSTALLATION

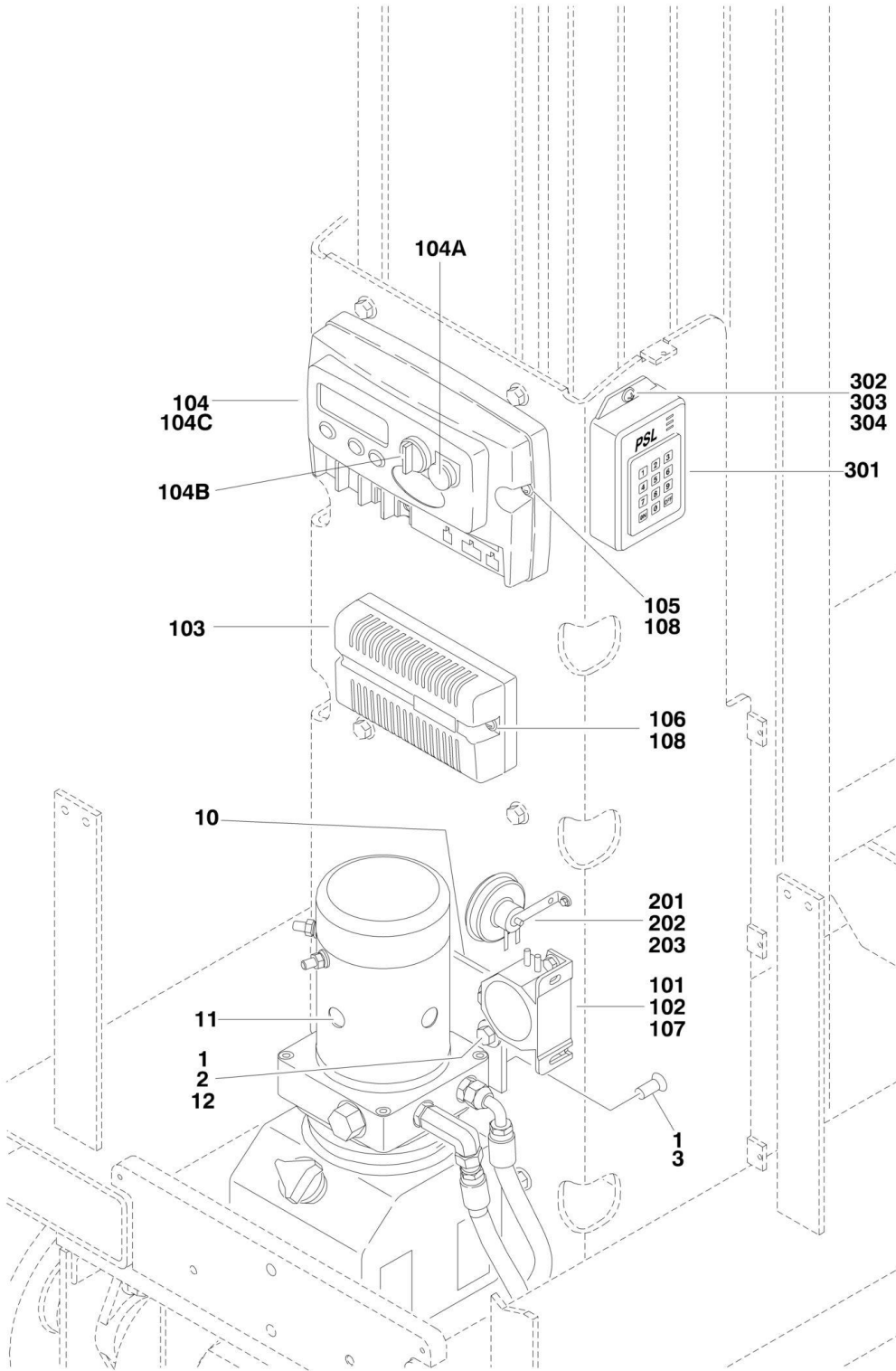
ITEM	PART NUMBER	QTY	DESCRIPTION	REV
	1001228804	Ref	<b>MAST PROTECTION INSTALLATION</b>	B
1	0641607	4	Bolt 3/8 x 7/8 <b>(Prior to SN 0130032405)</b>	
1	3900283	4	Bolt 3/8 x 3/4 <b>(SN 0130032405 to Present)</b>	
2	3271605	4	Nut 3/8 <b>(Prior to SN 0130032405)</b>	
3	4711600	AR	Washer	
4	1001228806	1	Cover	
5	1001228817	2	Decal - No Weight	
6	1001229433	8	Rivet <b>(Prior to SN 0130032405)</b>	
7	1001229525	1	Shield <b>(Prior to SN 0130032405)</b>	
8	1001229526	1	Shield <b>(Prior to SN 0130032405)</b>	



**SECTION 2 - CONTROLS**

# SECTION 2 - CONTROLS

## FIGURE 2-1. PUMP/MOTOR/GROUND CONTROL/HORN INSTALLATIONS



## SECTION 2 - CONTROLS

**FIGURE 2-1. PUMP/MOTOR/GROUND CONTROL/HORN INSTALLATIONS**

ITEM	PART NUMBER	QTY	DESCRIPTION	REV
	0274873	Ref	<b>PUMP/MOTOR INSTALLATION</b>	B
1	0100011	AR	Compound, Locking	
2	0641606	4	Bolt 3/8in-16NC x 3/4in	
3	0741605	2	Screw, Flathead 3/8in-16NC x 5/8in	
10	3571734	1	Plate, Mounting	
11		Ref	Pump/Motor Assembly Options:	
11	3600326	NLA	Pump/Motor Assembly (See PUMP/MOTOR ASSEMBLY - FENNER for Breakdown) (Use p/n 3600463) <b>(Prior to SN 01300009712)</b>	
11	3600463	1	Pump/Motor Assembly (See PUMP/MOTOR ASSEMBLY - MONARCH for Breakdown) <b>(SN 01300009712 to Present)</b>	
12	4751600	4	Flatwasher 3/8in	
		Ref	<b>GROUND CONTROL/POWER PACK INSTALLATIONS:</b>	
	0274905	Ref	<b>All Specs Except Australian/Chinese/Japanese Specs</b>	D
	0274905	Ref	<b>Australian Specs (Prior to SN 0130017846)</b>	D
	1001137014	Ref	<b>Australian Spec Only (SN 0130017846 to Present)</b>	B
	0274906	Ref	<b>CHINESE/JAPANESE SPECS ONLY</b>	D
101	0140033	1	Alarm	
102	0641404	2	Bolt 1/4in-20NC x 1/2in	
103		Ref	Module, Traction Options:	
103	1600451	1	Module, Traction Options: <b>(Prior to SN 0130014923)</b>	
103	1001102847	NLA	Module, Traction Options: <b>(SN 0130014923 through 0130032829)</b>	
103	1001231450	1	Module, Traction Options: <b>(SN 0130032829 to Present)</b>	
104		Ref	Module, Ground Control Station Options:	
104	1600435	1	All Specs Except Australian/Japanese and Chinese Specs	
104	1600435	1	Australian Spec <b>(Prior to SN 0130017845)</b>	
104	1001136954	1	Australian Spec <b>(SN 0130017845 to Present)</b>	
104	1600436	1	Japanese and Chinese Specs Only	
104A	7024428	1	Emergency Stop Switch Assy	
104B		Ref	Selector Switch Assy Options:	
104B	7024430	1	All Specs (Australian Spec) <b>(Prior to SN 0130017845)</b>	
104B	7024591	1	Australian Spec <b>(SN 0130017845 to Present)</b>	
104C		Ref	Cover Assy Options:	
104C	7024460	1	All Specs (Australian Spec) <b>(Prior to SN 0130017845)</b>	
104C	7024592	1	Australian Spec <b>(SN 0130017845 to Present)</b>	
105	3911016	2	Screw #10-24NC	
106	3911020	2	Screw #10-24NC	
107	4711400	2	Flatwasher 1/4in Narrow	
108	4751000	4	Flatwasher #10	
	0271982	Ref	<b>HORN INSTALLATION</b>	C
201	0140022	1	Horn	
202	0641404	1	Bolt 1/4in-20NC x 1/2in	
203	4711400	1	Flatwasher 1/4in Narrow	
		Ref	<b>PROGRAMMABLE SECURITY LOCK INSTALLATION (OPTIONAL)</b>	
	0271981	Ref	<b>Hinged Cover (Shown)</b>	B
	0272329	Ref	<b>Fixed Cover (Not Shown - Located on Hood)</b>	B
301	2940141	1	Lock, Electronic	
302		Ref	Screw Options:	
302	3911008	2	Hinged Cover	

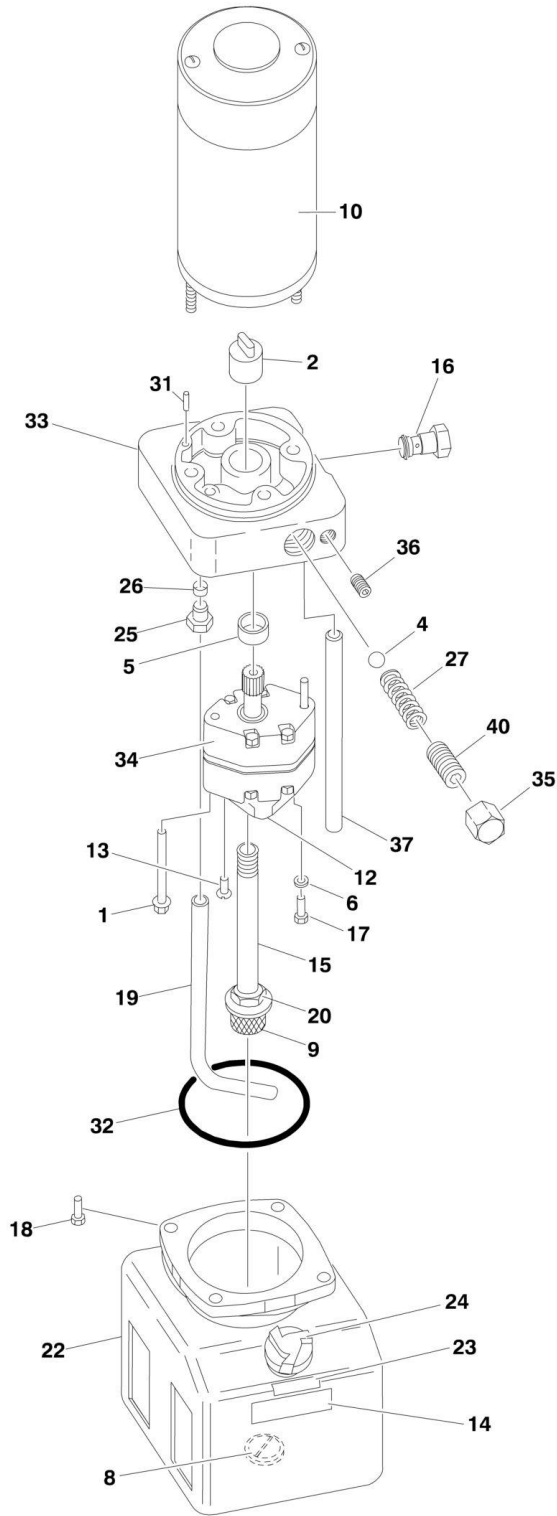
## SECTION 2 - CONTROLS

ITEM	PART NUMBER	QTY	DESCRIPTION	REV
302	3911010	2	Fixed Cover	
303	4751000	AR	Flatwasher #10	
304	3311005	2	Locknut #10-24NC (Fixed Cover Only)	



# SECTION 2 - CONTROLS

## FIGURE 2-2. PUMP/MOTOR ASSEMBLY - FENNER (Prior to SN 01300009712)



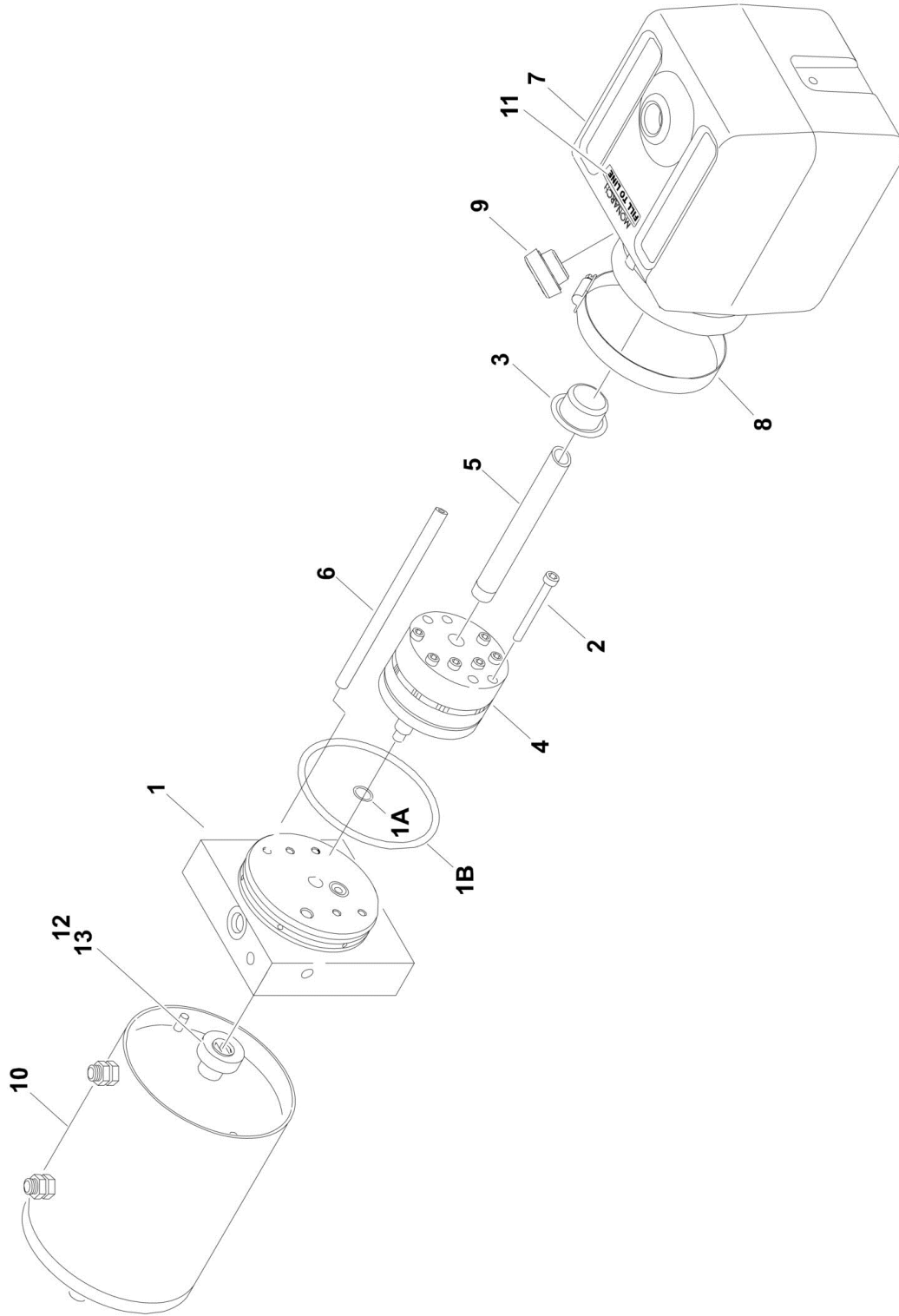
## SECTION 2 - CONTROLS

**FIGURE 2-2. PUMP/MOTOR ASSEMBLY - FENNER (Prior to SN 0130009712)**

ITEM	PART NUMBER	QTY	DESCRIPTION	REV
	3600326	Ref	<b>PUMP/MOTOR/TANK ASSEMBLY</b>	F
		Ref	<b>Note: If you are replacing the complete pump/motor/tank assembly p/n 3600326 order p/n 3600463 for Service Replacement.</b>	
		Ref	<b>Note: Original Equipment p/n 3600326 may have been replaced with Service Replacement p/n 3600463. Identify the nameplate before ordering parts.</b>	
1	7013713	2	Bolt 5/16in-24NF x 2 3/4in	
2	7016735	1	Coupling	
4	7013715	1	Ball	
5	7013716	1	Seal, Shaft	
6	7013717	1	Washer	
8	7013722	1	Magnet	
9	7013723	1	Filter - 149 Micron	
10	7016710	1	Motor	
10	7016718	1	Brush Kit	
12	7013727	1	Cover	
13	7013728	2	Screw M6 x 1	
14	See Note	1	Nameplate - Serial Number (Note: Not Available for Purchase)	
15	7016719	1	Pipe, PCV	
16	7013708	1	Valve, Check Cartridge	
17	3931516	1	Bolt, Socket Head 5/16in-18NC x 1in	
18	7016721	4	Bolt #12-24NC x 1/2in	
19	7022210	1	Tube, Return	
20	7016722	1	Nut 3/8in	
22	7016712	1	Tank, Plastic	
23	7016713	1	Decal - Tank Fill Line	
24	7016714	1	Breather	
25	7013792	1	Nut, Compression	
26	7013793	1	Sleeve, Compression	
27	7022211	1	Spring	
31	7013766	1	Pin	
32	7013743	1	O-Ring	
33	7022212	1	Endhead	
34	7016717	1	Pump Assembly	
34	7013701	1	Seal Kit - Pump	
35	7013779	1	Cap	
36	7013720	2	Plug 1/16in	
37	7016724	1	Tube	
40	7013770	1	Valve, Screw Adjustment	

## SECTION 2 - CONTROLS

FIGURE 2-3. PUMP/MOTOR ASSEMBLY - MONARCH (SN 01300009712 to Present)



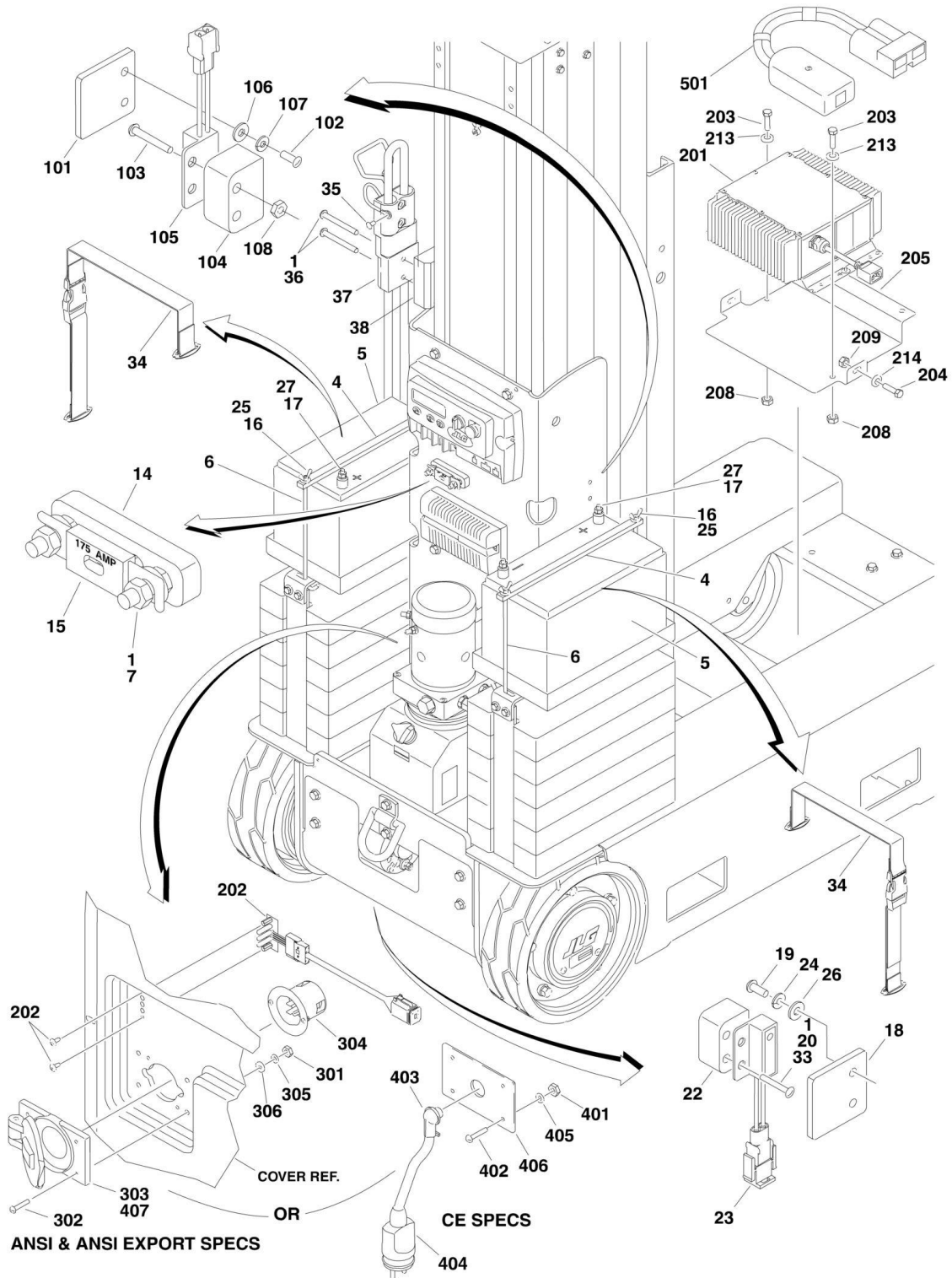
## SECTION 2 - CONTROLS

**FIGURE 2-3. PUMP/MOTOR ASSEMBLY - MONARCH (SN 01300009712 to Present)**

ITEM	PART NUMBER	QTY	DESCRIPTION	REV
	3600463	Ref	<b>PUMP/MOTOR ASSEMBLY</b>	B
		Ref	<b>Note: Service Replacement for p/n 3600326.</b>	
1	70001019	1	Base Assembly	
1A	70003612	1	O-Ring	
1B	70003613	1	O-Ring	
2	70001020	4	Capscrew 1/4in-20NC x 2-3/4in	
3	7026165	1	Filter	
4	70001021	1	Pump	
5	70001022	1	Tube, Suction	
6	70001023	1	Tube, Return	
7	70001024	1	Reservoir	
8	7026335	1	Clamp	
9	70001025	1	Plug, Breather	
10	70001026	1	Motor	
10	70001028	4	Brushes	
11	70001027	1	Decal - Fill Line	
12	7026330	1	Seal, Shaft	
13	70002215	1	Bearing	

# SECTION 2 - CONTROLS

## FIGURE 2-4. BATTERIES/CHARGER/SWITCHES INSTALLATION (2-12VOLT BATTERIES)



## SECTION 2 - CONTROLS

**FIGURE 2-4. BATTERIES/CHARGER/SWITCHES INSTALLATION (2-12VOLT BATTERIES)**

ITEM	PART NUMBER	QTY	DESCRIPTION	REV
		Ref	<b>NOTE: TO MODIFY MACHINE FROM (2) 12V BATTERIES TO (4) 6V BATTERIES, USE KIT P/N 1001103694.</b>	
		Ref	<b>ELECTRICAL COMPONENTS INSTALLATIONS</b>	
	0274936	Ref	<b>All Specs Except CE Spec</b>	J
	0274936	Ref	<b>CE Spec (Prior to SN 0130013441)</b>	J
	1001114754	Ref	<b>CE Spec (SN 0130013441 to Present)</b>	D
1	0100035	AR	Compound, Locking	
4	0362658	2	Bar, Battery Hold-down <b>(Prior to SN 0130010702)</b>	
5		Ref	Battery Options:	
5	0400209	2	Battery <b>(Prior to SN 0130016976)</b>	
5	1001136380	2	Battery <b>(SN 0130016976 through 0130021957)</b>	
5	1001178278	2	Battery <b>(SN 0130021958 to Present)</b>	
6	0630552	4	Bolt <b>(Prior to SN 0130010702)</b>	
7	0741006	2	Screw, Countersunk #10-24NC x 3/4in	
14	2400044	1	Block, Fuse Mounting	
15	2400069	1	Fuse	
16	3300202	4	Wingnut <b>(Prior to SN 0130010702)</b>	
17	3311501	4	Nut 5/16in-18NC	
18	3572511	1	Plate, Proximity Switch Mounting	
19	3900205	2	Screw #10-24NC x 5/8in	
20	3911020	NLA	Screw #10-24NC x 1-1/4in (Use p/n 3900325)	
22	4071058	1	Shim	
23	4360514	1	Switch, Proximity	
24	4750800	2	Flatwasher #8	
25	4751400	4	Flatwasher 1/4in <b>(Prior to SN 0130010702)</b>	
26	4761000	2	Lockwasher #10	
27	4761500	4	Lockwasher 5/16in	
33	3900325	2	Screw, Stainless Steel #10-24NC x 1-1/4in	
34	4240177	2	Strap, Battery <b>(SN 0130010702 to Present)</b>	
35	3820020	1	Rivet <b>(SN 0130013441 to Present)</b>	
36	3911436	2	Screw 1/4in-20NC x 2-1/4in <b>(SN 0130013441 to Present)</b>	
37	1001103424	1	Battery Cable Disconnect Assembly <b>(SN 0130013441 to Present)</b>	
37	1060380	1	Cable, Lanyard	
37	1001103987	1	Handle	
38	1001107805	1	Block, Spacer <b>(SN 0130013441 to Present)</b>	
		Ref	<b>LIMITER SWITCH INSTALLATION (15MSP OPTION)</b>	
	0271962	Ref	<b>12FT</b>	B
	1001111099	Ref	<b>14FT</b>	A
101	3572511	1	Plate, Proximity Switch Mounting	
102	3900205	2	Screw #10-24NC x 5/8in	
103	3911020	2	Screw #10-24NC x 1-1/4in (12ft Only)	
103	3911024	2	Screw #10-24NC x 1-1/2in (14ft Only)	
104	4071058	1	Shim	
105	4360515	1	Switch, Proximity	
106	4750800	2	Flatwasher #8	
107	4761000	2	Lockwasher #10	
108	3311001	2	Nut #10-24NC (14ft Only)	
		Ref	<b>BATTERY CHARGER INSTALLATION</b>	
	0274875	Ref	<b>Charger with USA ANSI Spec Receptacle (Prior to SN</b>	B

## SECTION 2 - CONTROLS

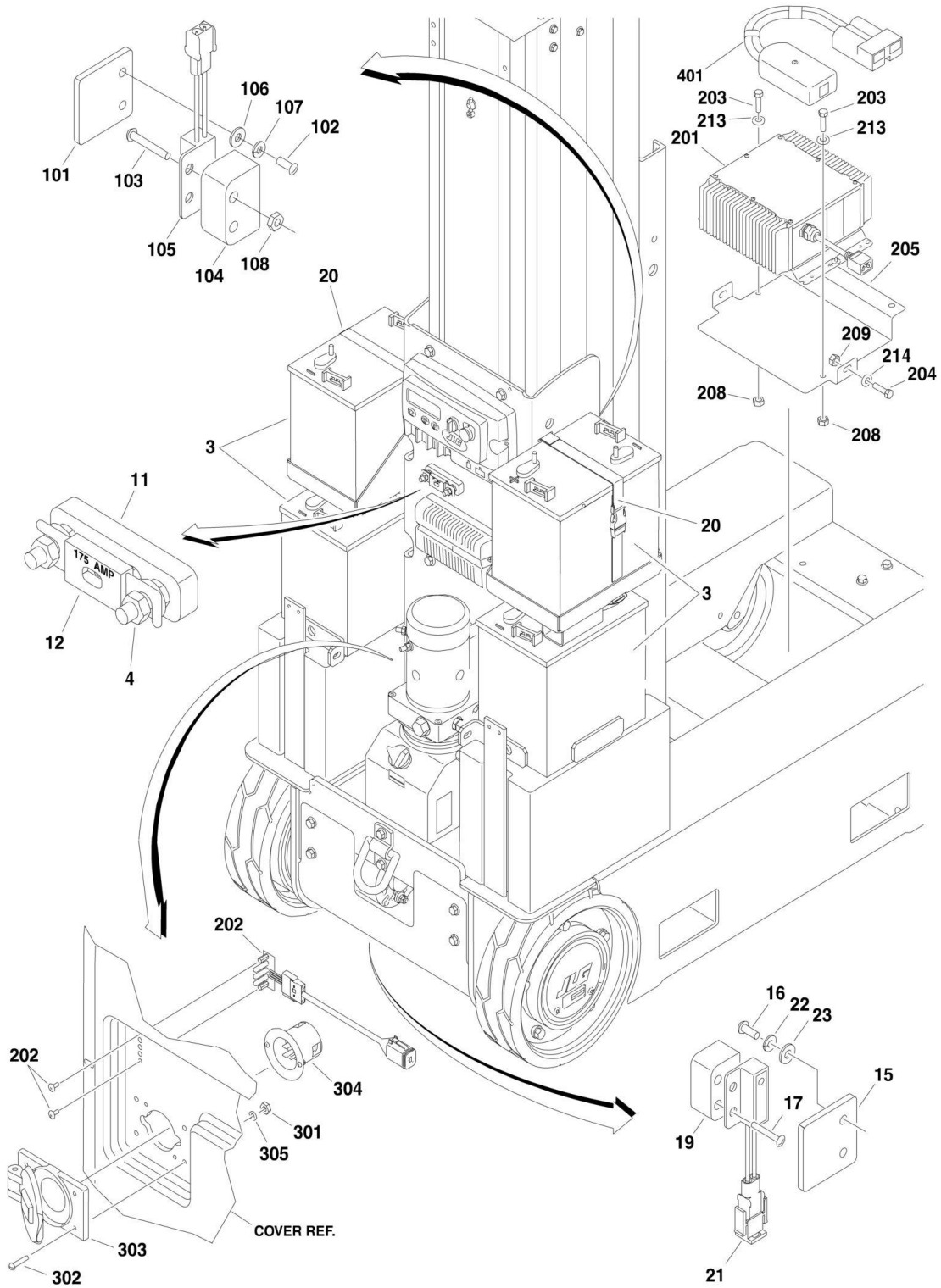
ITEM	PART NUMBER	QTY	DESCRIPTION	REV
	0274877	Ref	<b>0130010884)</b> <b>Charger with Australian Spec Receptacle (Prior to SN 0130010884)</b>	B
	0274876	Ref	<b>Charger with Locally Supplied Country Spec Receptacle (All Specs) (SN 0130010884 to Present)</b>	E
201		Ref	Battery Charger Assembly Options:	
201	0400241	NLA	Battery Charger Assembly (Use p/n 1001104613) <b>(Prior to SN 0130013544)</b>	
201	1001102932	1	Battery Charger Assembly <b>(SN 0130013544 through 0130016975)</b>	
201	1001136381	1	Battery Charger Assembly <b>(SN 0130016976 to Present)</b>	
202	0610131	1	LED Board	
203	0641404	2	Bolt 1/4in-20NC x 1/2in	
204	0641508	2	Bolt 5/16in-18NC x 1in	
205	0903374	1	Bracket, Charger Mounting	
208	3311405	2	Locknut 1/4in-20NC	
209	3311505	2	Locknut 5/16in-18NC	
213	4711400	AR	Flatwasher 1/4in	
214	4711500	2	Flatwasher 5/16in	
		Ref	<b>CHARGER PLUG INSTALLATIONS (ANSI, ANSI EXPORT AND AUSTRALIAN SPECS)</b>	
	1001096871	Ref	<b>Charger Plug 110V (ANSI, ANSI Export and CSA Spec)</b>	B
	1001096898	Ref	<b>Charger Plug 220V (Australian Spec)</b>	C
	1001096899	Ref	<b>Charger No Plug (ANSI Export Spec)</b>	B
301	3311001	AR	Nut #10-24NC	
302	3911016	AR	Screw #10-24NC x 1in	
303	4460802	1	Cover, Terminal	
304		Ref	Receptacle and Boot	
304	4460803	1	USA ANSI Spec Receptacle	
304	4460940	1	Australian Spec Receptacle	
304	See Note	1	Country Spec Receptacle (Note: Not Available - Purchase Locally)	
305	4761000	AR	Lockwasher #10	
306	4751000	2	Flatwasher #10 (Australian Spec Receptacle Only)	
		Ref	<b>CHARGER PLUG INSTALLATIONS (CE SPECS ONLY)</b>	
	1001096872	Ref	<b>Charger Plug Installations 220V Post Ground</b>	B
	1001096873	Ref	<b>Charger Plug Installations 220V Side Ground</b>	B
	1001096874	Ref	<b>Charger Plug Installations 220V Keyed Ground</b>	B
	1001096875	Ref	<b>Charger Plug Installations 110V IEC 60309 Yellow</b>	B
	1001096876	Ref	<b>Charger Plug Installations 110V IEC 60309 Blue</b>	B
	1001096899	Ref	<b>Charger No Plug</b>	B
401	3311001	4	Nut #10-24NC	
402	3911016	4	Screw #10-24NC x 1in	
403	4460566	1	Terminal, 90	
404		Ref	Terminal, Male Plug Options:	
404	4461202	1	1001096872 Installation	
404	4461205	1	1001096873 Installation	
404	4461249	1	1001096874 Installation	
404	4461196	1	1001096875 Installation	
404	4461199	1	1001096876 Installation	
404	Not Required		1001096899 Installation	
405	4761000	4	Lockwasher #10	
406	1001097426	1	Cover, Plate	

## SECTION 2 - CONTROLS

ITEM	PART NUMBER	QTY	DESCRIPTION	REV
407	4460802	1	Terminal, Cover (1001096899 Installation Only)	
501	2915230	1	<b>BATTERY CHARGER REPROGRAM CONTROLLER KIT</b>	

# SECTION 2 - CONTROLS

## FIGURE 2-5. BATTERIES/CHARGER/SWITCHES INSTALLATION (4-6VOLT BATTERIES)



## SECTION 2 - CONTROLS

**FIGURE 2-5. BATTERIES/CHARGER/SWITCHES INSTALLATION (4-6VOLT BATTERIES)**

ITEM	PART NUMBER	QTY	DESCRIPTION	REV
		Ref	<b>ELECTRICAL COMPONENTS INSTALLATION</b>	
	1001093807	Ref	<b>All Specs Except CE Spec</b>	F
	1001153721	Ref	<b>CE Spec Only</b>	B
3		Ref	Battery Options:	
3	0400242	4	Battery <b>(Prior to SN 0130014583)</b>	
3	1001112112	4	Battery <b>(SN 0130014583 to Present)</b>	
4	0741006	2	Screw, Countersunk #10-24NC x 3/4in	
11	2400044	1	Block, Fuse Mounting	
12	2400069	1	Fuse	
15	3572511	1	Plate, Proximity Switch Mounting	
16	3900205	2	Screw #10-24NC x 5/8in	
17	3900325	2	Screw, Stainless Steel #10-24NC x 1-1/4in	
19	4071058	1	Shim	
20	4240177	2	Strap, Battery	
21	4360514	1	Switch, Proximity	
22	4750800	2	Flatwasher #8	
23	4761000	2	Lockwasher #10	
		Ref	<b>LIMITER SWITCH INSTALLATION (15MSP OPTION)</b>	
	0271962	Ref	<b>Limiter Switch Installation 12ft</b>	B
	1001111099	Ref	<b>Limiter Switch Installation 14ft</b>	A
101	3572511	1	Plate, Proximity Switch Mounting	
102	3900205	2	Screw #10-24NC x 5/8in	
103	3911020	2	Screw #10-24NC x 1-1/4in (12ft Only)	
103	3911024	2	Screw #10-24NC x 1-1/2in (14ft Only)	
104	4071058	1	Shim	
105	4360515	1	Switch, Proximity	
106	4750800	2	Flatwasher #8	
107	4761000	2	Lockwasher #10	
108	3311001	2	Nut #10-24NC (14ft Only)	
	0274876	Ref	<b>BATTERY CHARGER INSTALLATION</b>	E
201		Ref	Battery Charger Assembly Options:	
201	0400241	NLA	Battery Charger Installation (Use p/n 1001104613) <b>(Prior to SN 0130013544)</b>	
201	1001102932	1	Battery Charger Installation <b>(SN 0130013544 through 0130016975)</b>	
201	1001136381	1	Battery Charger Installation <b>(SN 0130016976 to Present)</b>	
202	0610131	1	LED Board	
203	0641404	2	Bolt 1/4in-20NC x 1/2in	
204	0641508	2	Bolt 5/16in-18NC x 1in	
205	0903374	1	Bracket, Charger Mounting	
208	3311405	2	Locknut 1/4in-20NC	
209	3311505	2	Locknut 5/16in-18NC	
213	4711400	AR	Flatwasher 1/4in	
214	4711500	2	Flatwasher 5/16in	
		Ref	<b>CHARGER PLUG INSTALLATIONS (ANSI AND ANSI EXPORT SPECS)</b>	
	1001096871	Ref	<b>Charger Plug 110V (ANSI, ANSI Export and CSA Spec)</b>	B
	1001096899	Ref	<b>Charger No Plug (ANSI Export Spec)</b>	B
301	3311001	AR	Nut #10-24NC	
302	3911016	AR	Screw #10-24NC x 1in	

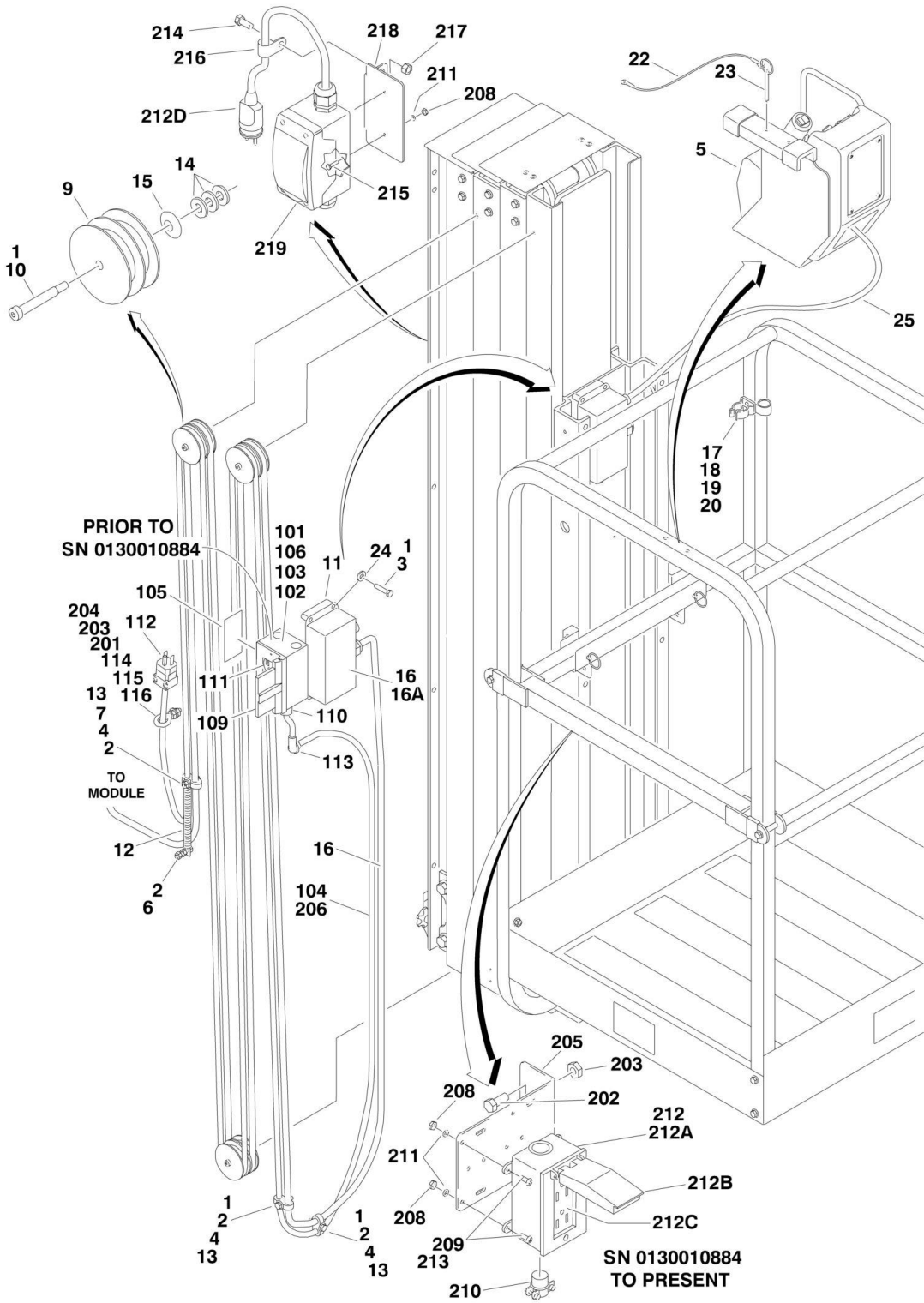
## SECTION 2 - CONTROLS

ITEM	PART NUMBER	QTY	DESCRIPTION	REV
303	4460802	1	Cover, Terminal	
304		Ref	Receptacle and Boot	
	4460803	1	USA ANSI Spec Receptacle	
	See Note	1	Country Spec Receptacle (Note: Not Available - Purchase Locally)	
305	4761000	AR	Lockwasher #10	
401	2915230	1	<b>BATTERY CHARGER REPROGRAM CONTROLLER KIT</b>	



# SECTION 2 - CONTROLS

## FIGURE 2-6. PLATFORM CABLE AND CONTROLS INSTALLATION



## SECTION 2 - CONTROLS

**FIGURE 2-6. PLATFORM CABLE AND CONTROLS INSTALLATION**

ITEM	PART NUMBER	QTY	DESCRIPTION	REV
		Ref	<b>PLATFORM CONTROLS AND CABLES INSTALLATIONS</b>	
	0271273	Ref	<b>All Specs to Present and Australian Spec (Prior to SN 0130017846)</b>	O
	1001137015	Ref	<b>Australian Spec (SN 0130017846 to Present)</b>	A
1	0100011	AR	Compound, Locking	
2	0641412	4	Bolt 1/4in-20NC x 1-1/2in	
3	3930816	4	Screw #8-32NC x 1in	
3	3931016	4	Screw #10-24NC x 1in	
4	1320149	3	Clamp, Hose	
5		Ref	Platform Control Box Assembly Options (See PLATFORM CONTROL BOX ASSEMBLY for Breakdown):	
5		Ref	<b>All Specs to Present and Australian Spec (Prior to SN 0130017846)</b>	
5	0861693	NLA	Platform Control Box Assembly (Use p/n 1001098195) <b>(Prior to SN 0130010760)</b>	
5	1001098195	1	Platform Control Box Assembly <b>(SN 0130010760 to Present)</b>	
		Ref	<b>Note: If you are replacing the complete control box assembly p/n 0861693 order p/n 1001098195. But if you are ordering individual parts see PLATFORM CONTROL BOX ASSEMBLY for Breakdown.</b>	
5	1001137010	1	Australian Spec Only <b>(SN 0130017846 to Present)</b>	
6	3311401	1	Nut 1/4in-20NC	
7	3311405	2	Locknut 1/4in-20NC	
9	3580344	3	Pulley, Sheave	
10	3900373	3	Screw, Shoulder	
11	4071032	2	Shim	
12	4160130	1	Spring, Extension	
13	4711400	4	Flatwasher 1/4in Narrow	
14	4751000	12	Flatwasher #10	
15	4751500	3	Flatwasher 5/16in	
16	4922559	1	Harness, Platform (See ELECTRICAL SECTION for Breakdown)	
16A	7027739	1	Box, Junction	
16A	7020093	4	Screw (Countersunk)	
17		Ref	Clamp, Loop	
17	1320043	NLA	Clamp, Loop (Use p/n 1320041) <b>(Prior to SN 0130009620)</b>	
17	1320041	2	Clamp, Loop <b>(SN 0130009620 to Present)</b>	
18	1380132	2	Clip, Gripper	
19		Ref	Rivet, Pop Options:	
19	3820024	2	Rivet, Pop <b>(Prior to SN 0130012041)</b>	
19	3820020	2	Rivet, Pop <b>(SN 0130012041 to Present)</b>	
20		Ref	Washer Options:	
20	4740120	2	Washer, Nylon <b>(Prior to SN 0130012041)</b>	
20	4811600	2	Washer 5mm (Metric) <b>(SN 0130012041 to Present)</b>	
22	1060380	1	Cable, Lanyard <b>(Prior to SN 0130010760)</b>	
23	3422657	1	Pin, Quick Release	
24	4750800	4	Flatwasher #8 (Wide)	
24	4751000	4	Flatwasher #10	
25	4923316	1	Harness, Controller (See ELECTRICAL SECTION for Breakdown)	
		Ref	<b>ACCESSORY OUTLET INSTALLATION (Prior to SN 0130010884)</b>	
	0271295	Ref	<b>110V/120V (MVL)</b>	C

## SECTION 2 - CONTROLS

ITEM	PART NUMBER	QTY	DESCRIPTION	REV
	0271792	Ref	<b>110V/120V (MSP)</b>	D
	0271296	Ref	<b>220V/240V with ANSI Spec Plug and Receptacle (MVL)</b>	C
	0271793	Ref	<b>220V/240V with ANSI Spec Plug and Receptacle (MSP)</b>	D
	0271791	Ref	<b>220V/240V without Plug and Receptacle (MVL)</b>	C
	0271794	Ref	<b>220V/240V without Plug and Receptacle (MSP)</b>	D
101	0100035	AR	Compound, Locking	
102	0721006	2	Screw, Countersunk Hex #10-24NC x 3/4in	
103	0860946	1	Box, Receptacle	
104	1060948	AR	Cable, Electrical - 12/3	
105		Ref	Decal Options:	
105	3252761	2	110V/120V	
105	3252760	2	220V/240V	
106	3311001	2	Nut #10-24NC	
109		Ref	Cover, Receptacle Options:	
109	4060700	1	110V/120V	
109	4060092	1	220V/240V with Plug and Receptacle	
109	Not Available	1	220V/240V without Plug and Receptacle (Purchase Locally)	
110	4460023	1	Connector, Strain Relief	
111		Ref	Receptacle, Female Options:	
111	4460346	1	110V/120V	
111	4460125	1	220V/240V with Plug and Receptacle	
111	Not Available	1	220V/240V without Plug and Receptacle (Purchase Locally)	
112		Ref	Plug, Male Options:	
112	4460549	1	110V/120V	
112	4460205	1	220V/240V with Plug and Receptacle	
112	Not Available	1	220V/240V without Plug and Receptacle (Purchase Locally)	
113	4460566	1	Connector, 90	
114	0630440	1	Bolt, Eye 1/4in-20NC	
115	3311405	1	Locknut 1/4in-20NC	
116	4711400	1	Flatwasher 1/4in Narrow	
		Ref	<b>ACCESSORY OUTLET INSTALLATION (SN 0130010884 to Present)</b>	
	1001096117	Ref	<b>Acc Power (All Specs)</b>	B
	1001096118	Ref	<b>110V GFI (ANSI, ANSI Export and CSA Spec)</b>	D
	1001096119	Ref	<b>220V (ANSI and CSA Spec)</b>	D
	1001096120	Ref	<b>220V CEE7 Post Ground (CE Spec Only) (Prior to SN 0130021447)</b>	C
	1001176200	Ref	<b>220V CEE7 Post Ground (CE Spec Only) (SN 0130021447 to Present)</b>	B
	1001096121	Ref	<b>220V CEE7 Side Ground (CE Spec Only) (Prior to SN 0130021447)</b>	C
	1001162455	Ref	<b>220V CEE7 Side Ground (CE Spec Only) (SN 0130021447 to Present)</b>	B
	1001096122	Ref	<b>220V CEE7 Keyed Ground (CE Spec Only)</b>	C
	1001096123	Ref	<b>110V IEC 60309 Yellow (CE Spec Only)</b>	B
	1001096124	Ref	<b>220V IEC 60309 Blue (CE Spec Only)</b>	B
	1001096125	Ref	<b>220V No Plug (ANSI, ANSI Export and CE Spec)</b>	C
201	0630440	1	Bolt, Eye 1/4in-20NC	
202	0641407	2	Bolt, 1/4in-20NC x 7/8in	
203	3311405	3	Locknut 1/4in-20NC	
204	4751400	1	Flatwasher 1/4in Wide	
205	1001096054	1	Plate, Mounting	

## SECTION 2 - CONTROLS

ITEM	PART NUMBER	QTY	DESCRIPTION	REV
206	1001096449	1	Cable, ACC Outlet	
207		Ref	Decal Options (Not Shown Located on top of Cover):	
207	3252761	2	110V/120V	
207	3252760	2	220V/240V	
208	3311001	AR	Nut #10-24NC	
209	3900205	4	Screw #10-24NC x 5/8in	
210		Ref	Connector, Strain Relief Options:	
210	4460023	1	1001096118, 1001096119, 1001096120, 1001176200, 1001096121, 1001162455, 1001096122 & 1001096125 Installations <b>(Prior to SN 0130031738)</b>	
210	4460662	1	1001096118, 1001096119, 1001176200, 1001162455, 1001096122 & 1001096125 Installations <b>(SN 130031738 to Present)</b>	
210	4460633	1	1001096123 & 1001096124 Installations	
211		Ref	Washer Options:	
211	4761000	AR	Lockwasher #10 <b>(Prior to SN 0130012229)</b>	
211	4711000	AR	Flatwasher #10 <b>(SN 0130012229 to Present)</b>	
212		Ref	Plug and Receptacle Box Assembly Options:	
212	1001096767	1	110V GFI (ANSI, ANSI Export and CSA Spec)	B
212	1001096119	Ref	220V (ANSI and CSA Spec)	C
212	0275452	1	220V CEE7 Post Ground (CE Spec Only)	1
212	0275453	1	220V CEE7 Side Ground (CE Spec Only)	1
212	0275454	1	220V CEE7 Keyed Ground (CE Spec Only)	1
212	0275216	1	110V IEC 60309 Yellow (CE Spec Only)	1
212	0275217	1	220V IEC 60309 Blue (CE Spec Only)	A
212	1001096125	Ref	220V No Plug (ANSI, ANSI Export and CE Spec)	A
212A		Ref	Box, Receptacle Options:	
212A	0861731	1	1001096767, 1001096119, 0275452, 0275453, 0275454 & 1001096125 Assemblies	
212A	0861781	1	0275216 & 0275217 Assemblies	
212B		Ref	Cover, Receptacle Options:	
212B	4060700	1	1001096767, 1001096119 Assemblies (Side Hinged Cover - Not Shown) <b>(Prior to SN 0130013095)</b>	
212B	1001110873	1	1001096767, 1001096119 Assemblies (Top Hinged Cover) <b>(SN 0130013095 to Present)</b>	
212B	4461244	1	0275452 Assembly (Not Shown)	
212B	4461245	1	0275453 Assembly (Not Shown)	
212B	4461246	1	0275454 Assembly (Not Shown)	
212B	4461198	1	0275216 Assembly (Not Shown)	
212B	4461201	1	0275217 Assembly (Not Shown)	
212B	Not Required	0	1001096125 Assembly	
212C		Ref	Receptacle Options:	
212C	4460346	1	1001096767 Assembly	
212C	4460125	1	1001096119 Assembly	
212C	4461244	1	0275452 Assembly	
212C	4461245	1	0275453 Assembly	
212C	4461246	1	0275454 Assembly	
212C	4461198	1	0275216 Assembly	
212C	4461201	1	0275217 Assembly	
212C	Not Required	0	1001096125 Assembly	
212D		Ref	Plug, Male Options:	
212D	4460549	1	1001096767 Assembly	
212D	4460205	1	1001096119 Assembly	

## SECTION 2 - CONTROLS

ITEM	PART NUMBER	QTY	DESCRIPTION	REV
212D	4461202	1	0275452 Assembly	
212D	4461205	1	0275453 Assembly	
212D	4461249	1	0275454 Assembly	
212D	4461196	1	0275216 Assembly	
212D	4461199	1	0275217 Assembly	
212D	Not Required	0	1001096125 Assembly	
213	0100011	AR	Compound, Locking	
		Ref	<b>Note: Items 214-219 CE Spec Only.</b>	
214	0641607	2	Bolt, 3/8in-16NC x 7/8in	
215	0721006	2	Bolt, #10-24NC x 3/4in	
216	1320318	1	Clamp, Hose	
217	3311605	2	Locknut, 3/8in-16NC	
218	1001096421	1	Plate, Circuit Breaker Mounting	
219	1001096612	1	Box and Breaker Assembly (Box with 2 Breakers)	C
219	1001152484	1	Box and Breaker Assembly (Box with 3 Breakers)	B
219	0861880	1	Box, Circuit Breaker (with 2 Breakers)	
219	1001152483	1	Box, Circuit Breaker (with 3 Breakers)	
219	1060908	4.5 ft /1.4m	Cable, Electrical 12/3	
219		Ref	Breaker, Circuit Options:	
219	2400093	NLA	Breaker 16 Amp/30 mAmp Combination (Box with 2 Breakers) (Note: Use p/n 1001181045 as replacement) <b>(Prior to SN 0130012628)</b>	
219	1001109475	NLA	Breaker 16 Amp (Box with 2 Breakers) (Use p/n 1001181045) <b>(SN 0130012628 through 0130022916)</b>	
219	1001109482	NLA	Breaker 30 mAmp (Box with 2 Breakers) (Use p/n 1001181045) <b>(SN 0130012628 through 0130022916)</b>	
219	1001181045	1	Breaker 16 Amp/30 mAmp Combination <b>(SN 0130022917 to Present)</b>	
219	1001152479	NLA	Breaker 16 Amp Double (Box with 3 Breakers) (Use p/n 1001189172) <b>(Prior to SN 0130023270)</b>	
219	1001189172	1	Breaker 16 Amp Double (Box with 3 Breakers) <b>(SN 0130023270 to Present)</b>	
219	1001152482	NLA	Breaker 30 mAmp (Box with 3 Breakers) (Use p/n 1001189171) <b>(Prior to SN 0130023270)</b>	
219	1001189171	1	Breaker 30 mAmp (Box with 3 Breakers) <b>(SN 0130023270 to Present)</b>	
219	4460956	1	Terminal, Block End Barrier (Box with 2 Breakers)	
219	4460957	1	Terminal, Block (Box with 2 Breakers)	
219	1001097150	2	Connector, Strain Relief	





## SECTION 2 - CONTROLS

**FIGURE 2-7. PLATFORM CONTROL BOX ASSEMBLY**

ITEM	PART NUMBER	QTY	DESCRIPTION	REV
		Ref	<b>PLATFORM CONTROL BOX ASSEMBLY</b>	
		Ref	<b>All Specs to Present and Australian Spec (Prior to SN 0130017846)</b>	
	0861693	Ref	<b>Platform Control Box Assembly (Prior to SN 0130010760)</b>	D
	1001098195	Ref	<b>Platform Control Box Assembly (SN 0130010760 to Present)</b>	A
	1001137010	1	<b>Australian Spec Only (SN 0130017846 to Present)</b>	A
1	0100011	AR	Compound, Locking	
2	0630464	8	Screw, Button Head #10-24NC x 1/2in	
3	0791404	4	Screw 1/4in-20NC x 1/2in	
4		Ref	Box, Control Options:	
4	0861767	1	Box, Control <b>(Prior to SN 0130010760)</b>	
4	1001098193	1	Box, Control <b>(SN 0130010760 to Present)</b>	
5	0903205	1	Bracket	
6	1600378	1	Module, Platform Controller	
6	70003805	1	Decal - Directional Overlay	
7		Ref	Controller Assembly Options:	
7	1600379	1	Controller Assembly (Use p/n 1600454) (See Items 101-103 for Breakdown) <b>(Prior to SN 0130010760)</b>	
7	1001098192	1	Controller Assembly (See Items 201-203 for Breakdown) <b>(SN 0130010760 to Present)</b>	
8	1706007	1	Decal - Emergency Stop	
9	3310601	4	Nut #6-32NC	
10	3380540	1	Panel, Control Box	
11	3910608	4	Screw, Machine #6-32NC x 1/2in	
12		Ref	Screw, Machine #8-32NC x 1/4in Options:	
12	3910804	2	All Specs Except Australian Spec	
12	Not Required	0	Australian Spec Only	
13		Ref	Keypad Assembly Options:	
13	4360467	1	All Specs to Present and Australian Spec <b>(Prior to SN 0130017846)</b>	
13	Not Required	0	Australian Spec Only <b>(SN 0130017846 to Present)</b>	
13A	2860030	1 pr	Key, Replacement	
14	4360562	1	Switch, Emergency Stop	
15	4360567	1	Switch, Push Button (Includes Harness)	
16	4360581	1	Switch, Rocker	
17	1060380	1	Cable, Lanyard <b>(SN 0130010760 to Present)</b>	
21	3311005	4	Locknut #10-24NC <b>(SN 0130010760 to Present)</b>	
22	3900189	4	Screw #10-24NC x 1in <b>(SN 0130010760 to Present)</b>	
24		Ref	Plug, Liquid Tight	
24	Not Required	0	All Specs Except Australian Spec	
24	1001137484	1	Australian Spec Only <b>(SN 0130017846 to Present)</b>	
	1600379	Ref	<b>CONTROLLER ASSEMBLY (Prior to SN 0130010760)</b>	B
101	70000682	1	Boot, Rubber (Base of Controller)	
101	7027766	1	Ring, Retaining	
102	7027764	1	Boot, Rubber (Steer Switch)	
102	7027365	1	Actuator, Handle	
102	70000684	2	Screw	
102	70000686	2	Screw	
102	70000683	4	Washer, Neoprene	
102	70000685	2	Spacer	

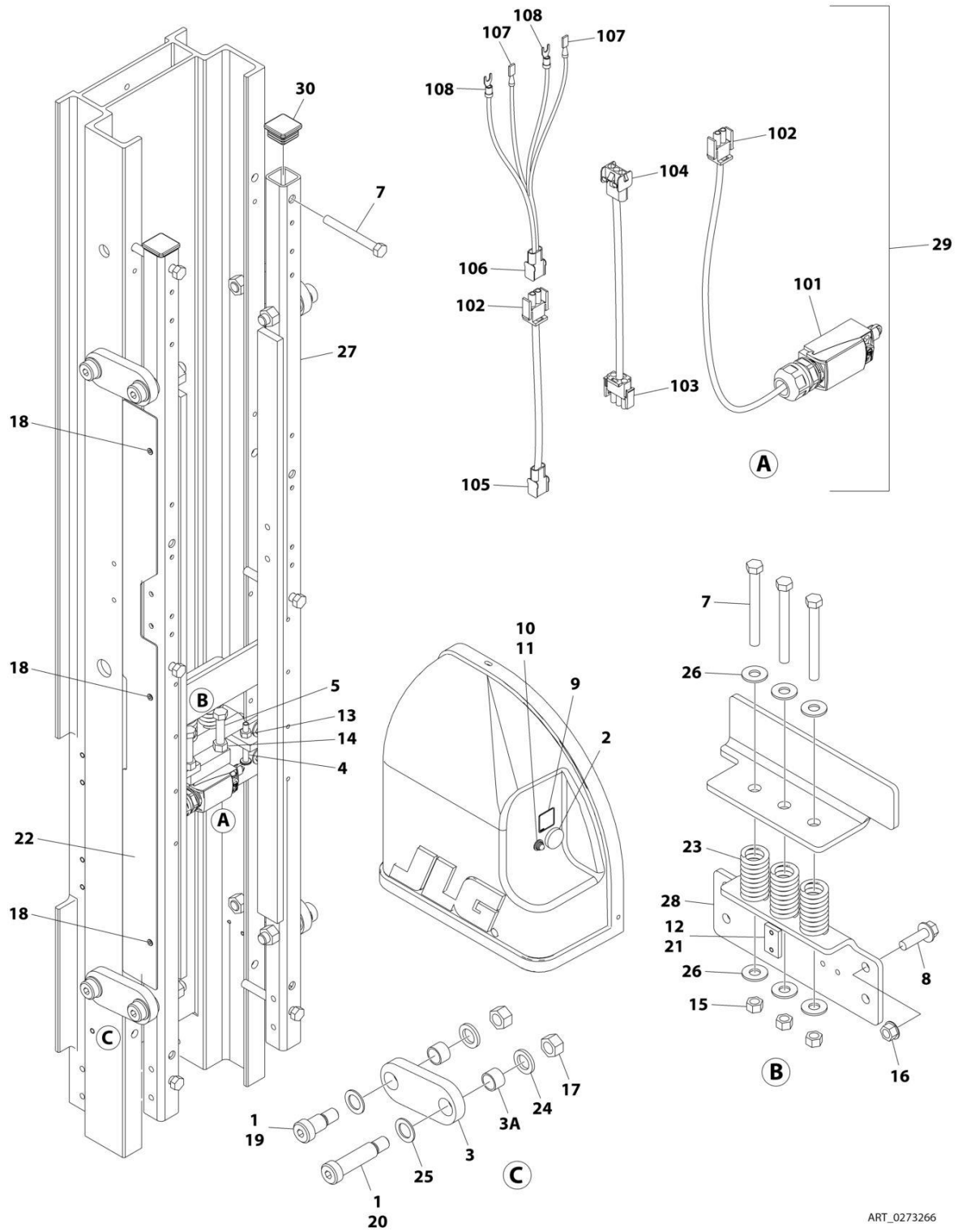
## SECTION 2 - CONTROLS

ITEM	PART NUMBER	QTY	DESCRIPTION	REV
103	7027367	1	Switch, Push button	A
103	7027765	1	Lever, Enable	
	1001098192	Ref	<b>CONTROLLER ASSEMBLY (SN 0130010760 to Present)</b>	
201	70001250	1	Boot, Rubber (Base of Controller)	
201	7027766	1	Ring, Retaining	
201	70001251	1	Bezel, Mounting	
201	70001252	1	Gasket, Mounting	
202	70000084	1	Boot, Rubber (Steer Switch)	
202	70000082	2	Microswitch	
202	7027365	1	Actuator, Handle	
202	70000684	2	Screw	
202	70000686	2	Screw	
202	70000683	4	Washer, Neoprene	
202	70000685	2	Spacer	
202	70001253	1	Gasket, Handle	
203	7027765	1	Lever, Enable	
203	7027367	1	Switch, Push button (Note: Not Shown - Located Behind Lever)	



# SECTION 2 - CONTROLS

## FIGURE 2-8. LSS INSTALLATION (BOLT-ON PLATFORM)



ART\_0273266

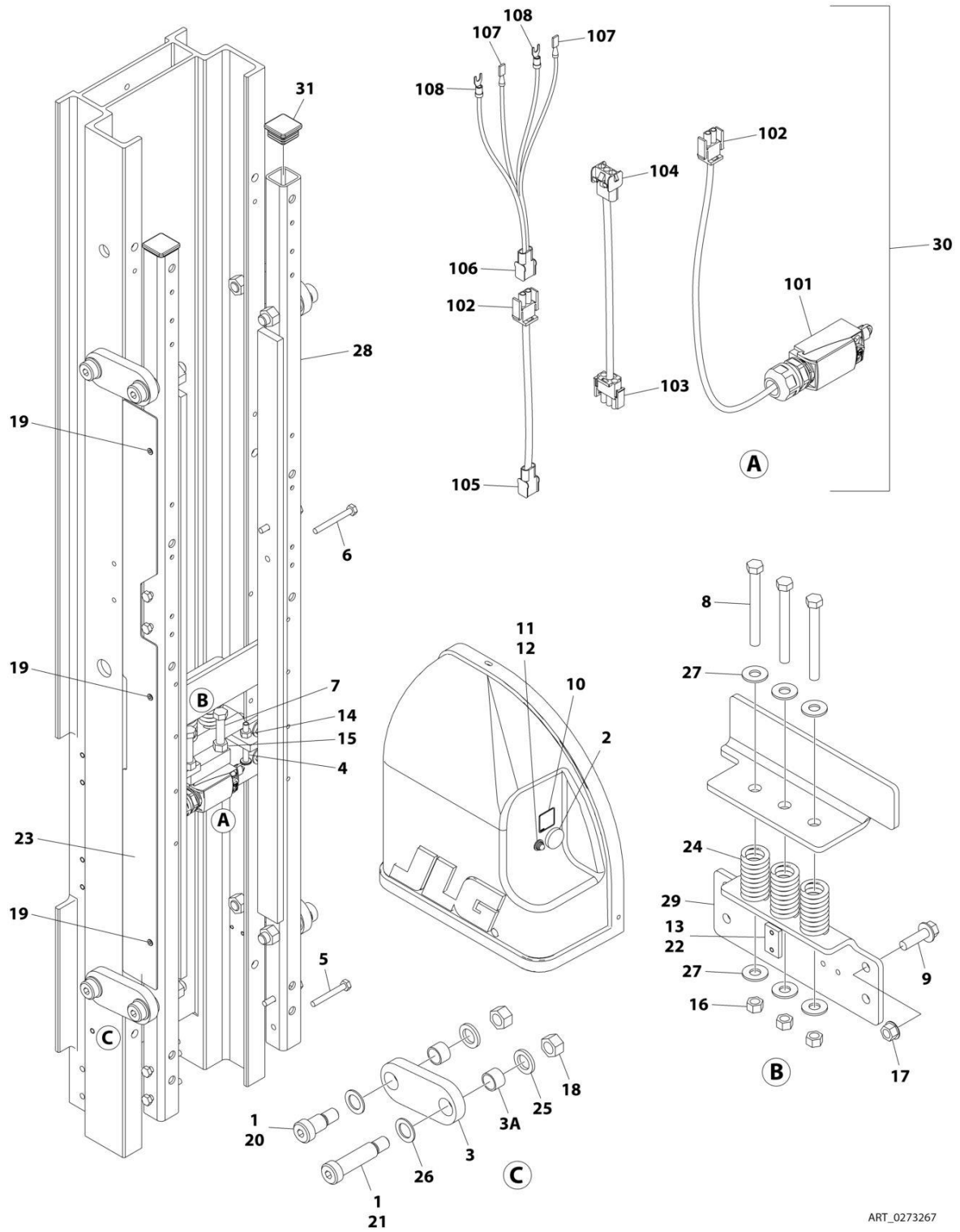
## SECTION 2 - CONTROLS

**FIGURE 2-8. LSS INSTALLATION (BOLT-ON PLATFORM)**

ITEM	PART NUMBER	QTY	DESCRIPTION	REV
	0273266	Ref	<b>LSS INSTALLATION (BOLT-ON PLATFORM)</b>	E
	0273267	Ref	<b>Quick Change Platform</b>	D
1	0100019	AR	Compound, Locking	
2	0140011	1	Alarm	
3	0273144	4	Arm Assembly	
3A	0440268	8	Bushing (2 Per Arm)	
4	0630570	1	Bolt	
5	0641620	2	Bolt 3/8 x 2-1/2	
7	0641628	9	Bolt 3/8 x 3-1/2	
8	0791610	4	Screw 3/8 x 1-1/4	
9	1705756	1	Decal - LSS Warning	
10	2920026	1	Lamp, Indicator	
11	2920094	1	Bulb	
12	3300475	1	Nut	
13	3311401	1	Nut 1/4	
14	3311601	2	Nut 3/8	
15	3311605	3	Nut 3/8	
16	3311608	4	Nut 3/8	
17	3311801	8	Nut 1/2	
18	3820032	6	Rivet	
19	3900346	4	Bolt 3/8 x 3/4	
20	3900347	4	Bolt 3/8 x 2	
21	3911024	2	Screw #10 x 1-1/2	
22	4061060	2	Shield	
23	4160205	2	Spring	
24	4740529	8	Washer	
25	4740530	8	Washer	
26	4751600	6	Washer 3/8	
27	4846859	1	Sensor, Load	
28	4846877	1	Support	
29	4922924	1	Load Sensing Harness Assembly (See Items 101-106 for Breakdown)	
30	3520072	2	Plug	
	4922924	Ref	<b>LOAD SENSING HARNESS ASSEMBLY</b>	D
101	4360546	1	Switch, Limit	
102	4460320	2	Connector - 2 Position	
102	4460226	4	Socket, Female	
103	4460326	1	Connector - 3 Position	
103	4460226	3	Socket, Female	
104	4460445	1	Connector - 3 Position	
104	4460267	3	Pin, Male	
105	4460424	1	Connector - 2 Position	
105	4460226	1	Socket, Female	
105	4460267	1	Pin, Male	
106	4460424	1	Connector - 2 Position	
106	4460267	2	Pin, Male	
107	4460016	2	Terminal	
108	4460183	2	Terminal	

# SECTION 2 - CONTROLS

## FIGURE 2-9. LSS INSTALLATION (QUICK CHANGE PLATFORM)



ART\_0273267

## SECTION 2 - CONTROLS

**FIGURE 2-9. LSS INSTALLATION (QUICK CHANGE PLATFORM)**

ITEM	PART NUMBER	QTY	DESCRIPTION	REV
	0273267	Ref	<b>LSS INSTALLATION (QUICK CHANGE PLATFORM)</b>	D
1	0100019	AR	Compound, Locking	
2	0140011	1	Alarm	
3	0273144	4	Arm Assembly	
3A	0440268	8	Bushing (2 Per Arm)	
4	0630570	1	Bolt	
5	0641416	4	Bolt 1/4 x 2	
6	0641418	4	Bolt 1/4 x 2-1/4	
7	0641620	2	Bolt 3/8 x 2-1/2	
8	0641628	3	Bolt 3/8 x 3-1/2	
9	0791610	2	Screw 3/8 x 1-1/4	
10	1705756	1	Decal - LSS Warning	
11	2920026	1	Lamp, Indicator	
12	2920094	1	Bulb	
13	3300475	1	Nut	
14	3311401	1	Nut 1/4	
15	3311601	2	Nut 3/8	
16	3311605	3	Nut 3/8	
17	3311608	4	Nut 3/8	
18	3311801	8	Nut 1/2	
19	3820032	6	Rivet	
20	3900346	4	Bolt 3/8 x 3/4	
21	3900347	4	Bolt 3/8 x 2	
22	3911024	2	Screw #10 x 1-1/2	
23	4061060	2	Shield	
24	4160205	3	Spring	
25	4740529	8	Washer	
26	4740530	8	Washer	
27	4751600	6	Washer 3/8	
28	4846859	1	Sensor, Load	
29	4846877	1	Support	
30	4922924	1	Load Sensing Harness Assembly (See Items 101-108 for Breakdown)	
31	3520072	2	Plug	
	4922924	Ref	<b>LOAD SENSING HARNESS ASSEMBLY</b>	D
101	4360546	1	Switch, Limit	
102	4460320	2	Connector - 2 Position	
102	4460226	4	Socket, Female	
103	4460326	1	Connector - 3 Position	
103	4460226	3	Socket, Female	
104	4460445	1	Connector - 3 Position	
104	4460267	3	Pin, Male	
105	4460424	1	Connector - 2 Position	
105	4460226	1	Socket, Female	
105	4460267	1	Pin, Male	
106	4460424	1	Connector - 2 Position	
106	4460267	2	Pin, Male	
107	4460016	2	Terminal	
108	4460183	2	Terminal	



**SECTION 3 - MAST**

# SECTION 3 - MAST

## FIGURE 3-1. MAST ASSEMBLY

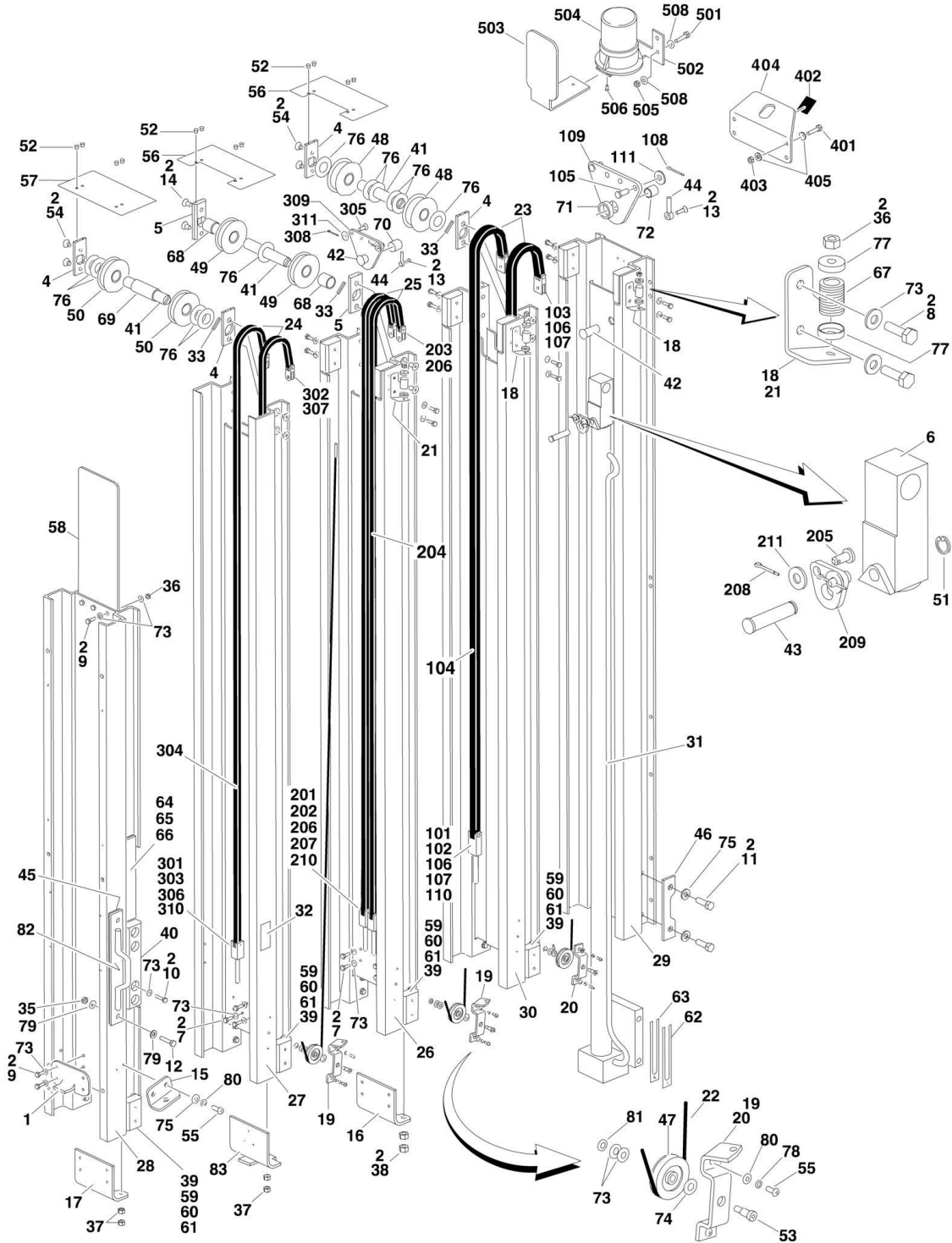


FIGURE 3-1. MAST ASSEMBLY

ITEM	PART NUMBER	QTY	DESCRIPTION	REV
		Ref	<b>MAST ASSEMBLY</b>	
	0801541	Ref	<b>Mast Assembly 15MVL/15MSP</b>	E
	0801543	Ref	<b>Mast Assembly 20MVL/20MSP</b>	E
	0801544	Ref	<b>Mast Assembly 15MVL/15MSP (No Lanyard Attach Point)</b>	E
	0801545	Ref	<b>Mast Assembly 20MVL/20MSP (No Lanyard Attach Point)</b>	E
		Ref	<b>Note: Machines may contain additional components not shown in this figure. Refer to Load Sensing System Manual p/n 3124289 for breakdown of these items.</b>	
1	0060087	1	Actuator, Pothole Protection	
2	0100011	AR	Compound, Locking	
4	0362735	4	Bar, Sheave Pin Support	
5	0362736	2	Bar, Sheave Pin Support	
6	0561341	1	Block, Chain Anchor	
7	0641406	29	Bolt 1/4in-20NC x 3/4in	
8	0641407	6	Bolt 1/4in-20NC x 7/8in	
9	0641408	7	Bolt 1/4in-20NC x 1in	
10	0641410	8	Bolt 1/4in-20NC x 1-1/4in	
11	0641812	4	Bolt 1/2in-13NC x 1-1/2in	
12		Ref	Bolt 1/2in-13NC x 1-1/2in (Grade 8) Options:	
12	0681812	2	Standard Mast	
12	Not Required	0	Mast with No Lanyard Attach Point	
13	0741006	2	Screw #10-24NC x 3/4in	
14	0741606	4	Screw 3/8in-16NC x 3/4in	
15	0902047	1	Bracket, Sequence Cable	
16	0902422	1	Bracket, Bottom Chain Attach	
17	0902424	1	Bracket, Bottom Chain Attach	
18	0902431	2	Bracket, Sequence Cable	
19	0902445	2	Bracket, Sequence Cable	
20	0902698	1	Bracket, Sequence Cable	
21	0902775	1	Bracket, Sequence Cable	
22	1060920	3	Cable, Sequence	
23	1260368	1	Chain Assy - #544 (See Items 101-111 for Breakdown)	
24	1260370	1	Chain Assy - #444 (See Items 301-311 for Breakdown)	
25	1260371	1	Chain Assy - #534 (See Items 201-211 for Breakdown)	
26	1271488	1	Channel, Mast #3	
27	1271489	1	Channel, Mast #4	
28		Ref	Channel, Mast Header Options:	
28	1271490	1	Channel, Mast Header 15MSP/15MVL	
28	1271493	1	Channel, Mast Header 20MSP/20MVL	
29	1271620	1	Channel, Mast #1	
30	1271621	1	Channel, Mast #2	
31		Ref	Lift Cylinder Assy Options (See CYLINDER SECTION for Breakdown)	
31	1684483	NLA	Lift Cylinder Assy 15MSP/15MVL (Use p/n 1001225207) <b>(Prior to SN 0130032831)</b>	
31	1001225207	1	Lift Cylinder Assy 15MSP/15MVL <b>(SN 0130032831 to Present)</b>	
31	1684486	NLA	Lift Cylinder Assy 20MSP/20MVL (Use p/n 1001225206) <b>(Prior to SN 0130032831)</b>	
31	1001225206	1	Lift Cylinder Assy 20MSP/20MVL <b>(SN 0130032831 to Present)</b>	
32	1704277	1	Decal - Lanyard Attach	
33	2880310	3	Key	

## SECTION 3 - MAST

ITEM	PART NUMBER	QTY	DESCRIPTION	REV
34	3020041	AR	Lubricant (Not Shown)	
35		Ref	Nut 1/2in-13NC (Grade 8) Options:	
35	3271805	2	Standard Mast	
35	Not Required	0	Mast with No Lanyard Attach Point	
36	3311401	6	Nut 1/4in-20NC	
37	3311601	8	Nut 3/8in-16 NC	
38	3311801	4	Nut 1/2in-13NC	
39	3340845	14	Pad, Slide Guide	
40	3340858	2	Pad, Slide Guide	
41	3422717	3	Pin, Sheave	
42	3422750	2	Pin, Chain Equalizer	
43	3422752	1	Pin, Chain Equalizer	
44	3422757	2	Pin, Keeper	
45		Ref	Plate, Safety Attach Backing Options:	
45	3539814	1	Standard Mast	
45	Not Required	0	Mast with No Lanyard Attach Point	
46	3570893	1	Plate, Cylinder Mounting	
47	3580269	3	Sheave, Sequence Cable	
48	3580286	2	Sheave Assembly	
48	0440246	2	Bearing (1 Per Assembly)	
49	3580291	2	Sheave Assembly	
49	0440248	2	Bearing (1 Per Assembly)	
50	3580293	2	Sheave Assembly	
50	0440249	2	Bearing (1 Per Assembly)	
51	3760383	1	Ring, Retaining	
52	3820034	12	Rivet	
53	3900187	3	Screw, Shoulder	
54	3900192	8	Screw 3/8in-16NC x 1/2in	
55	3900205	8	Bolt #10-24NC x 5/8in	
56	4060960	2	Shield, Mast Cover	
57	4060961	1	Shield, Mast Cover	
58	4061034	1	Shield	
59	4070860	AR	Shim, Slide Pad .075	
60	4070861	AR	Shim, Slide Pad .036	
61	4070862	AR	Shim, Slide Pad .015	
62	4070970	2	Shim, Cylinder Mount	
63	4070971	4	Shim, Cylinder Mount	
64	4070988	2	Shim, Slide Pad .075	
65	4070989	2	Shim, Slide Pad .036	
66	4070990	2	Shim, Slide Pad 0.15	
67	4160124	3	Spring	
68	4567489	2	Tube, Spacer	
69	4567492	1	Tube, Spacer	
70	4567749	1	Tube, Spacer	
71	4567750	1	Tube, Spacer	
72	4567751	1	Tube, Spacer	
73	4711400	59	Flatwasher 1/4in Narrow	
74	4711500	3	Flatwasher 5/16in Narrow	
75	4711800	4	Flatwasher 1/2in Narrow	
76	4740007	11	Thrustwasher	
77	4740414	6	Washer, Cup	

## SECTION 3 - MAST

ITEM	PART NUMBER	QTY	DESCRIPTION	REV
78	4750800	8	Flatwasher #8 Wide	
79		Ref	Flatwasher 1/2in Wide Options:	
79	4751800	4	Standard Mast	
79	Not Required	0	Mast with No Lanyard Attach Point	
80	4761000	8	Lockwasher #10	
81	4761400	3	Lockwasher 1/4in	
82		Ref	Attachment, Safety Options:	
82	4845345	1	Standard Mast	
82	Not Required	0	Mast with No Lanyard Attach Point	
83		Ref	Bracket, Chain Attach Options:	
83	4846481	1	Bracket, Chain Attach ( <b>Prior to SN 0130009935</b> )	
83	0902423	1	Bracket, Chain Attach ( <b>SN 0130009935 to Present</b> )	
		Ref	Mast Kit Options (Includes Items 26-30):	
	0274940	1	Mast Kit 15MVL/15MSP	
	0274941	1	Mast Kit 20MVL/20MSP	
	1260368	Ref	<b>CHAIN ASSEMBLY - #544 CHAIN</b>	C
101	0100062	NLA	Compound, Locking (Use p/n 0100019)	
102	0561308	2	Block, Chain Anchor	
103	0561336	2	Block, Chain Anchor	
104	See Note	AR	Chain (Use p/n 1260368)	
105	3422338	2	Pin, Equalizer	
106	3422720	4	Pin, Chain Anchor	
107	3450202	8	Pin, Cotter	
108	3450304	2	Pin, Cotter	
109	3571101	1	Plate, Chain Adjustment	
110	4300129	2	Stud	
111	4751500	2	Flatwasher 5/16in	
	1260371	Ref	<b>CHAIN ASSEMBLY - #534 CHAIN</b>	B
201	0100062	NLA	Compound, Locking (Use p/n 0100019)	
202	0561309	2	Block, Chain Anchor	
203	0561337	2	Block, Chain Anchor	
204	See Note	AR	Chain (Use p/n 1260371)	
205	3422338	2	Pin, Equalizer	
206	3422722	4	Pin, Chain Anchor	
207	3450202	4	Pin, Cotter	
208	3450304	2	Pin, Cotter	
209	3571103	1	Plate, Chain Adjustment	
210	4300111	2	Stud	
211	4751500	2	Flatwasher 5/16in	
	1260370	Ref	<b>CHAIN ASSEMBLY - #444 CHAIN</b>	C
301	0100062	NLA	Compound, Locking (Use p/n 0100019)	
302	0561149	2	Block, Chain Anchor	
303	0561408	2	Block, Chain Anchor	
304	See Note	AR	Chain (Use p/n 1260370)	
305	3422338	2	Pin, Equalizer	
306	3422346	2	Pin, Grooved	
307	3422355	2	Pin	
308	3450304	2	Pin, Cotter	
309	3571101	1	Plate, Chain Adjustment	
310	4300111	2	Stud	
311	4751500	2	Flatwasher 5/16in	

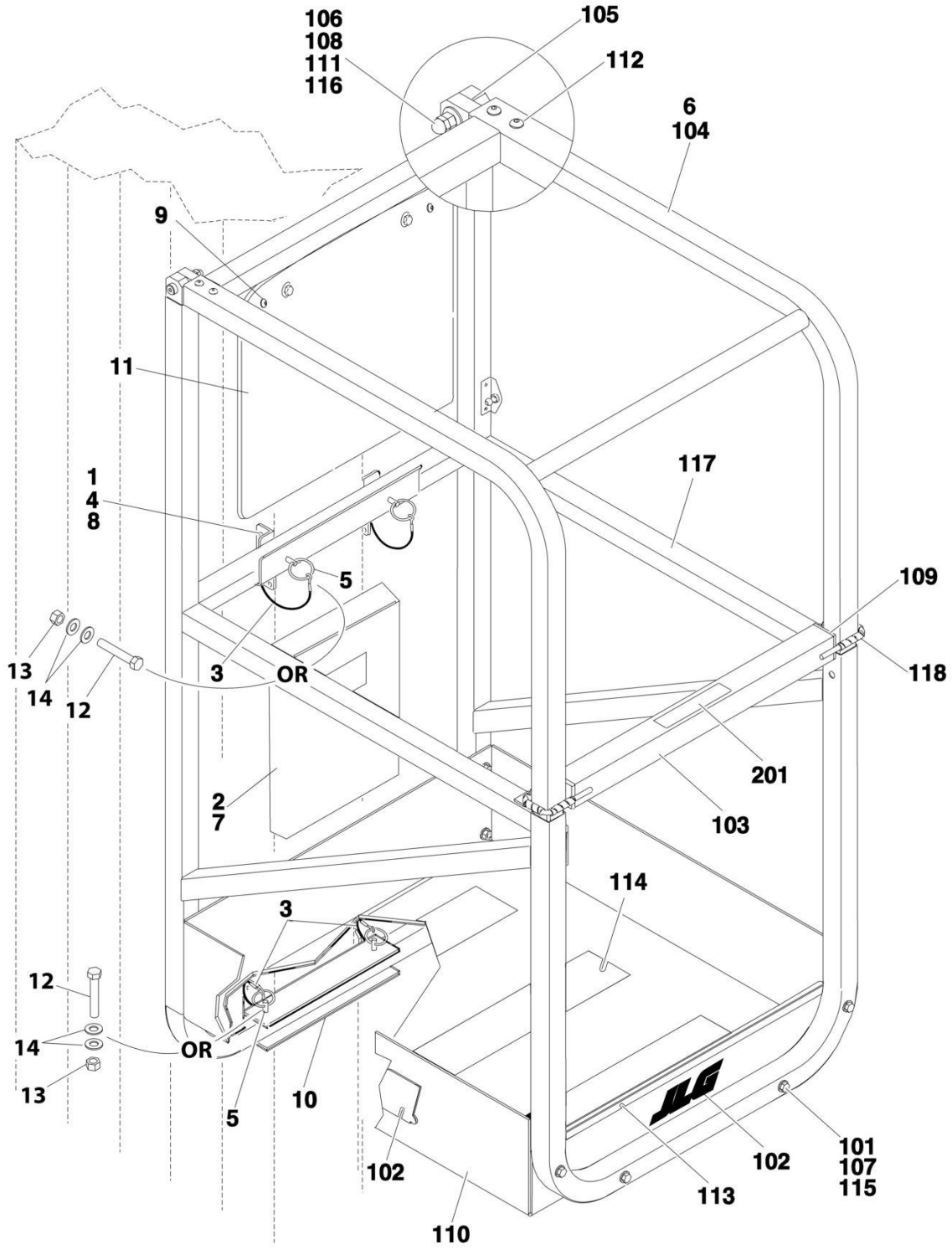
## SECTION 3 - MAST

ITEM	PART NUMBER	QTY	DESCRIPTION	REV
	0271297	Ref	<b>CRANE HOOK INSTALLATION (OPTIONAL)</b>	A
401	0641612	4	Bolt 3/8in-16NC x 1-1/2in	
402	1703455	1	Decal - Crane Hook	
403	3311605	4	Locknut 3/8in-16NC	
404	3570976	1	Plate, Crane Hook	
405	4711600	8	Flatwasher 3/8in Narrow	
	0272718	Ref	<b>BEACON LIGHT INSTALLATION (OPTIONAL)</b>	B
501	0641607	2	Bolt 3/8in-16NC x 7/8in	
502	0902297	1	Bracket	
503	1671091	1	Shield, Beacon	
504	2920160	1	Light, Beacon	
504	7016319	1	Bulb, Replacement	
505	3311605	2	Locknut 3/8in-16NC	
506	3820032	2	Rivet	
507	4240032	3	Tie-Strap	
508	4711600	4	Flatwasher 3/8in Narrow	

**SECTION 4 - PLATFORM**

# SECTION 4 - PLATFORM

FIGURE 4-1. PLATFORM WITH FRONT ENTRY SLIDE BAR AND NO EXTENSION



## SECTION 4 - PLATFORM

**FIGURE 4-1. PLATFORM WITH FRONT ENTRY SLIDE BAR AND NO EXTENSION**

ITEM	PART NUMBER	QTY	DESCRIPTION	REV
		Ref	<b>Note: Available on MVL Models with ANSI, CSA and CE Specs.</b>	
	0274342	Ref	<b>PLATFORM INSTALLATION - 22in x 25in (56cm x 63.5cm) (ANSI Specs and CSA Specs)</b>	A
	0274342	Ref	<b>PLATFORM INSTALLATION - 22in x 25in (56cm x 63.5cm) (CE Spec) (Prior to SN 0130023499)</b>	A
	1001196953	Ref	<b>PLATFORM INSTALLATION - 22in x 25in (56cm x 63.5cm) (CE Spec) (SN 0130023499 to Present)</b>	A
		Ref	<b>Note: Replacement Decals Must be Ordered Separately - See DECALS SECTION for Breakdown.</b>	
1	0641408	8	Bolt, 1/4in-20NC x 1in	
2	0860520	1	Box, Manual Storage	
3		Ref	Cable, Lanyard Options	
3	1060380	4	Cable, Lanyard (ANSI Specs and CSA Specs)	
3	1060380	4	Cable, Lanyard (CE Specs) <b>(Prior to SN 0130023499)</b>	
4	3311405	8	Locknut, 1/4in-20NC	
5		Ref	Pin, Quick Release Options:	
5	3422657	4	Pin, Quick Release (ANSI Specs and CSA Specs)	
5	3422657	4	Pin, Quick Release (CE Specs) <b>(Prior to SN 0130023499)</b>	
6	3510873	1	Assembly, Platform - 22in x 25in (56cm x 63.5cm) (See Items 101 - 118 for Breakdown)	
7	3820024	4	Rivet	
8	4711400	16	Flatwasher 1/4in Narrow	
9	3820032	1	Rivet	
10		Ref	Platform Mount Weldment Options:	
10	4846021	2	Platform Mount Weldment (ANSI Specs and CSA Specs)	
10	4846021	2	Platform Mount Weldment (CE Specs) <b>(Prior to SN 010023499)</b>	
10	1001196955	2	Platform Mount Weldment (CE Specs) <b>(SN 0130023499 to Present)</b>	
11	3380466	1	Panel, Control	
12	0641618	4	Bolt, 1/2-13 x 2-1/4 (CE Specs) <b>(SN 0130023499 to Present)</b>	
13	3311605	4	Nut, 3/8-16 (CE Specs) <b>(SN 0130023499 to Present)</b>	
14	4711600	8	Washer, 3/8 (CE Specs) <b>(SN 0130023499 to Present)</b>	
	3510873	Ref	<b>PLATFORM ASSEMBLIES - 22in X 25in (56cm x 63.5cm)</b>	B
101	0641414	8	Bolt 1/4in-20NC x 1-3/4in	
102	1703681	3	Decal - JLG	
103	2410016	1	Gate, Slide Bar	
104	2410018	1	Gate, Slide Bar	
105	2600225	4	Hinge, Gate	
106	3300356	2	Nut-Acorn 5/16in-18NC	
107	3311405	8	Locknut 1/4in-20NC	
108	3311505	2	Locknut 5/16in-18NC	
109	3520169	2	Cap, Plug	
110	3570464	1	Plate, Platform Pan	
111	3900032	2	Bolt, Shoulder	
112	3900258	8	Screw, Button Head 1/4in-20NC x 3/4in	
113	4060803	AR	Shield, Flex Trim	
114		Ref	Tape, Non-Skid Options:	
114	4420039	3.75 ft /1.1m	Tape, Non-Skid <b>(Prior to SN 0130010942)</b>	
114	1001099638	3	Tape, Non-Skid <b>(SN 0130010942 to Present)</b>	

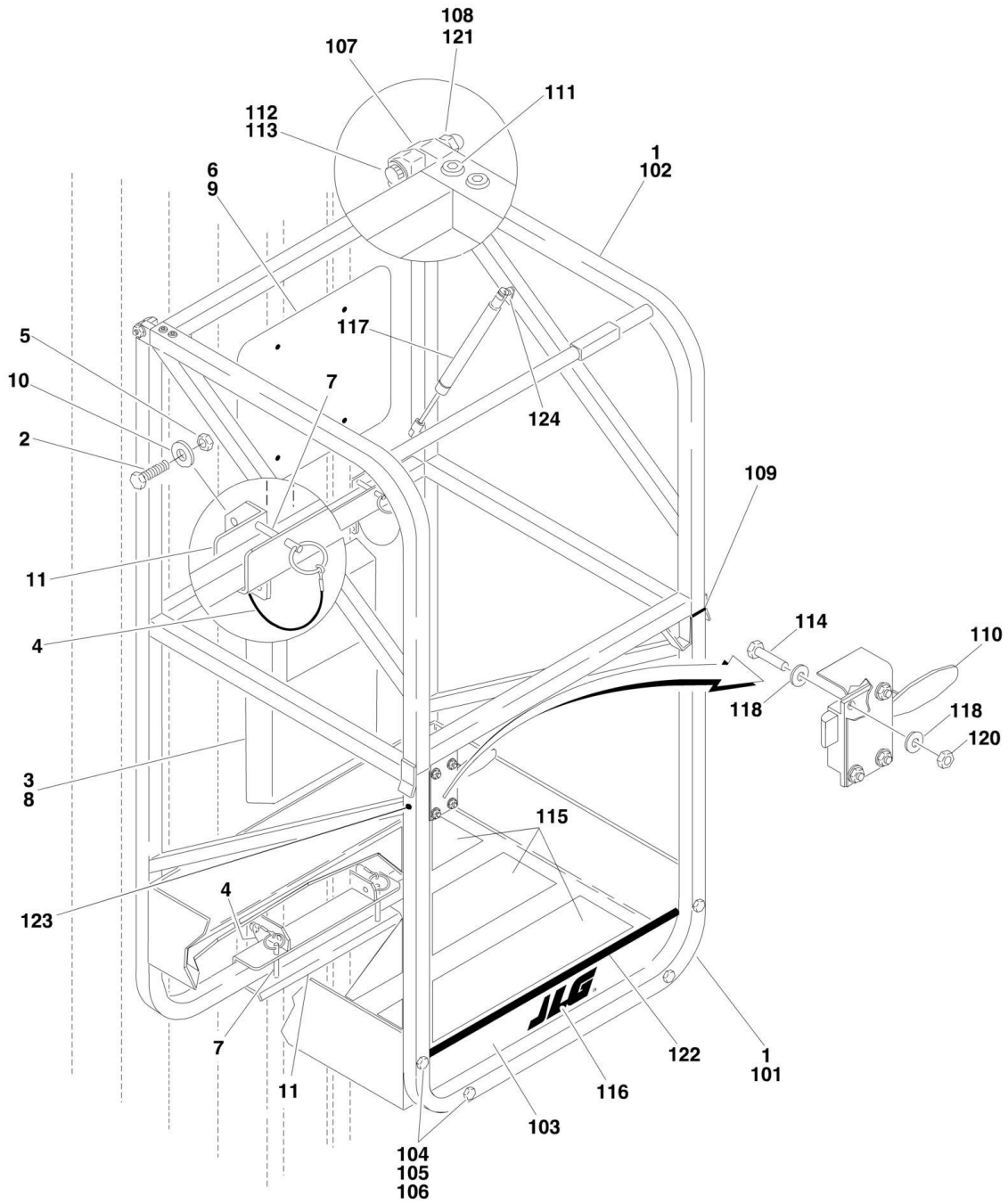
## SECTION 4 - PLATFORM

ITEM	PART NUMBER	QTY	DESCRIPTION	REV
115	4711400	16	Flatwasher 1/4in	A
116	4711600	2	Flatwasher 3/8in	
117	4845809	1	Platform Rail Weldment	
118	1560019	1 ft/0.3m	Conduit, Spiral Loom	
	0274607		<b>DECAL - DROPBAR INSTALLATION</b>	
201	1706493	1	Decal - Dropbar	



# SECTION 4 - PLATFORM

## FIGURE 4-2. PLATFORM WITH FRONT ENTRY GULLWING GATE AND NO EXTENSION



## SECTION 4 - PLATFORM

**FIGURE 4-2. PLATFORM WITH FRONT ENTRY GULLWING GATE AND NO EXTENSION**

ITEM	PART NUMBER	QTY	DESCRIPTION	REV
		Ref	<b>Note: Platform available only on MVL Models on All Country Specs Except CE Spec. No longer available for Australian Spec SN 0130015193 to Present.</b>	
	0271267	Ref	<b>PLATFORM INSTALLATION - 26in x 28in (66cm x 71cm)</b>	C
		Ref	<b>Note: Replacement Decals Must be Ordered Separately - See DECALS SECTION for Breakdown.</b>	
1		Ref	Platform Assembly Options (See Items 101-124 for Breakdown):	
1	0258588	1	Platform Assembly ( <b>Prior to SN 0130009553</b> )	
1	3510905	1	Platform Assembly ( <b>SN 0130009553 to Present</b> )	
2	0641408	8	Bolt 1/4in-20NC x 1in	
3	0860520	1	Box, Manual Storage	
4	1060380	4	Cable, Lanyard	
5	3311405	8	Locknut 1/4in-20NC	
6	3380466	1	Panel, Control	
7	3422657	4	Pin, Quick Release	
8	3820024	4	Rivet	
9	3820032	4	Rivet	
10	4711400	16	Flatwasher 1/4in Narrow	
11	4846021	2	Weldment, Platform Mount	
		Ref	<b>PLATFORM ASSEMBLIES - 26in x 28in (66cm x 71cm)</b>	
	0258588	Ref	<b>Platform Assemblies (Prior to SN 0130009553)</b>	7/E
	3510905	Ref	<b>Platform Assemblies (SN 0130009553 to Present)</b>	C
		Ref	<b>(Note: Mast Mounted Lower Anchor Point (4845345) installation is required should a Quick Change Platform be installed in place of the standard Platform)</b>	
101		Ref	Weldment, Platform Rail Options:	
101	4845808	1	Weldment, Platform Rail ( <b>Prior to SN 0130009553</b> )	
101	3641663	1	Weldment, Platform Rail ( <b>SN 0130009553 to Present</b> )	
102	4845813	1	Weldment, Gullwing Gate	
103		Ref	Plate, Platform Pan Options:	
103	3570462	1	Plate, Platform Pan ( <b>Prior to SN 0130009553</b> )	
103	3510904	1	Plate, Platform Pan ( <b>SN 0130009553 to Present</b> )	
104	0641414	8	Bolt 1/4in-20NC x 1-3/4in	
105	4711400	16	Flatwasher 1/4in (Narrow)	
106	3311405	8	Locknut 1/4in-20NC	
107	2600225	4	Hinge, Gate	
108	3311505	2	Locknut 5/16in-18NC	
109	3520072	4	Cap-Plug	
110	2940074	1	Latch	
111	3900258	8	Screw, Button Head 1/4in-20NC x 3/4in	
112	3900032	2	Bolt, Shoulder	
113	4711600	AR	Flatwasher 3/8in (Narrow)	
114	0721006	4	Bolt 1/4in-20NC x 3/4in	
115		Ref	Tape, Non Skid Options:	
115	4420039	AR	Tape, Non Skid ( <b>Prior to SN 0130010942</b> )	
115	1001099638	3	Tape, Non Skid ( <b>SN 0130010942 to Present</b> )	
116	1703681	3	Decal - JLG	
117	4160165	1	Spring, Gas Shock	
118	4751000	8	Flatwasher #10	
120	3311005	4	Locknut #10-24NC	
121	3300356	2	Nut, Acorn 5/16in-18NC	

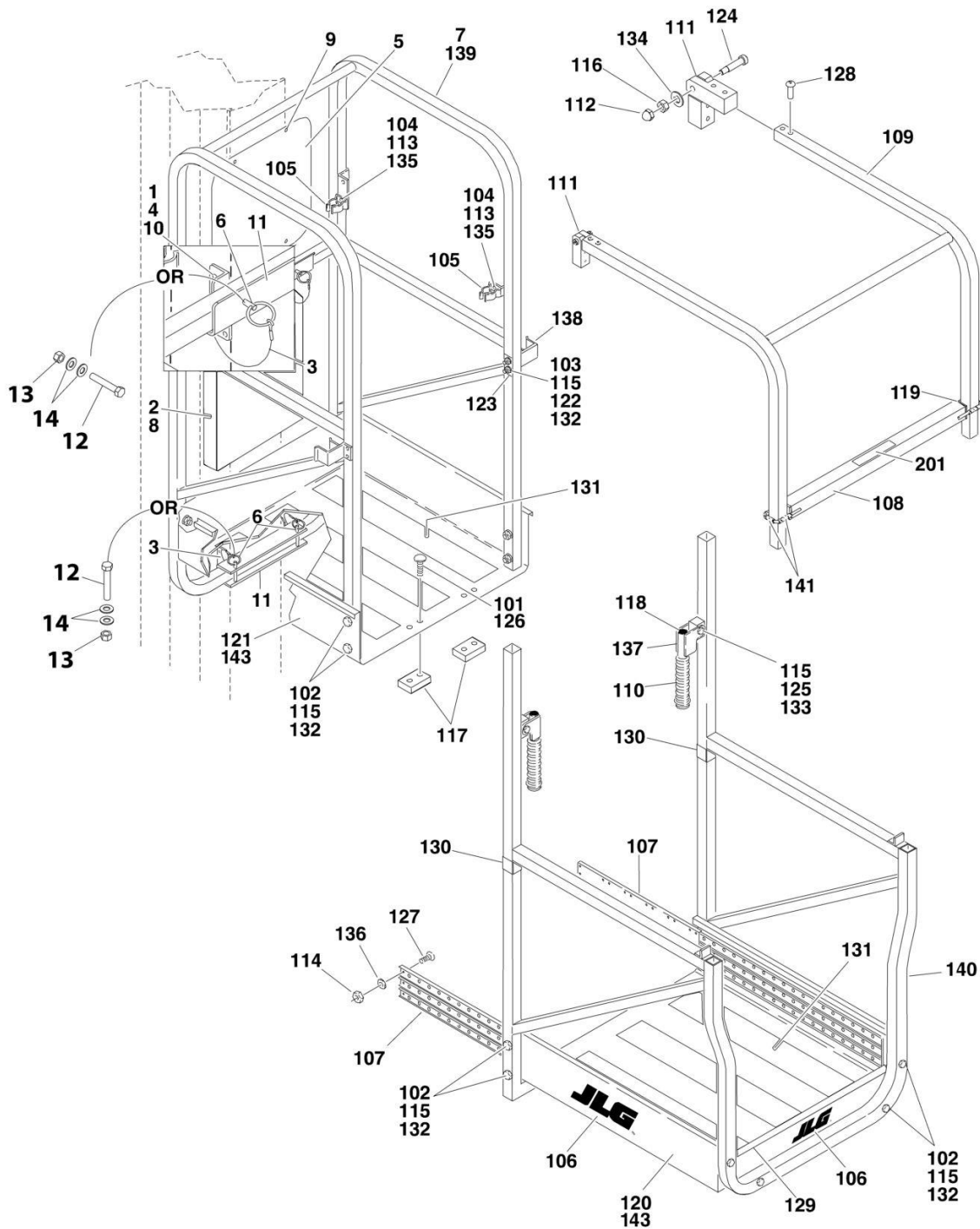
## SECTION 4 - PLATFORM

ITEM	PART NUMBER	QTY	DESCRIPTION	REV
122	4060803	AR	Shield, Flex-Trim	
123	3520060	2	Plug, Hole <b>(Prior to SN 0130009553)</b>	
124	0902877	2	Bracket, Shock	



# SECTION 4 - PLATFORM

## FIGURE 4-3. PLATFORM WITH FRONT ENTRY SLIDE BAR AND ROLLING EXTENSION



## SECTION 4 - PLATFORM

**FIGURE 4-3. PLATFORM WITH FRONT ENTRY SLIDE BAR AND ROLLING EXTENSION**

ITEM	PART NUMBER	QTY	DESCRIPTION	REV
		Ref	<b>Note: Available only on 15MSP, 15MVL &amp; 20MSP Models with CE Specs. Also available on Australian Spec SN 0130015193 to Present.</b>	
	0274343	Ref	<b>PLATFORM INSTALLATION - 26in x 49in (66cm x 124.5cm) (Australian Specs)</b>	A
	0274343	Refr	<b>PLATFORM INSTALLATION - 26in x 49in (66cm x 124.5cm) (CE Specs) (Prior to SN 0130023499)</b>	A
	1001196954	Ref	<b>PLATFORM INSTALLATION - 26in x 49in (66cm x 124.5cm) (CE Specs) (SN 0130023499 to Present)</b>	A
		Ref	<b>Note: Replacement Decals Must be Ordered Separately - See DECALS SECTION for Breakdown.</b>	
1	0641408	8	Bolt 1/4in-20NC x 1in	
2	0860520	1	Box, Manual Storage	
3		Ref	Cable, Lanyard Options:	
3	1060380	4	Cable, Lanyard (Australian Specs)	
3	1060380	4	Cable, Lanyard (CE Specs) <b>(Prior to SN 0130023499)</b>	
4	3311405	8	Locknut 1/4in-20NC	
5	3380466	1	Panel, Control	
6		Ref	Pin, Quick Release Options:	
6	3422657	4	Pin, Quick Release (Australian Specs)	
6	3422657	4	Pin, Quick Release (CE Specs) <b>(Prior to SN 0130023499)</b>	
7	3510874	1	Platform Assembly (See Items 101-141 for Breakdown)	
8	3820024	4	Rivet	
9	3820032	4	Rivet	
10	4711400	16	Flatwasher 1/4in Narrow	
11		Ref	Platform Mount Weldment Options:	
11	4846021	2	Platform Mount Weldment (Australian Specs)	
11	4846021	2	Platform Mount Weldment (CE Specs) <b>(Prior to SN 0130023499)</b>	
11	1001196955	2	Platform Mount Weldment (CE Specs) <b>(SN 0130023499 to Present)</b>	
12	0641618	4	Bolt, 1/2-13 x 2-1/4 (CE Specs) <b>(SN 0130023499 to Present)</b>	
13	3311605	4	Nut, 3/8-16 (CE Specs) <b>(SN 0130023499 to Present)</b>	
14	4711600	8	Washer, 3/8 (CE Specs) <b>(SN 0130023499 to Present)</b>	
	3510874	Ref	<b>PLATFORM ASSEMBLY - 26in x 49in (66cm x 124.5cm)</b>	D
		Ref	<b>(Note: Mast Mounted Lower Anchor Point (4845345) installation is required should a Quick Change Platform be installed in place of the standard Platform)</b>	
101	0100011	AR	Compound, Locking	
102	0641414	16	Bolt 1/4in-20NC x 1-3/4in	
103	0641416	4	Bolt 1/4in-20NC x 2in	
104	0720805	4	Bolt #8-32NC x 5/8in	
105	1380132	4	Clip, Gripper	
106	1703681	3	Decal - JLG	
107	2020005	1	Glides, Extension	
108	2410017	1	Gate, Slide Bar	
109	2410019	1	Gate, Slide Bar	
110	2560154	2	Grip, Handle	
111	2600225	4	Hinge, Gate	
112	3300356	2	Acorn, Nut 5/16in-18NC	
113	3310805	4	Locknut #8-32NC	
114	3311005	64	Locknut #10-24NC	

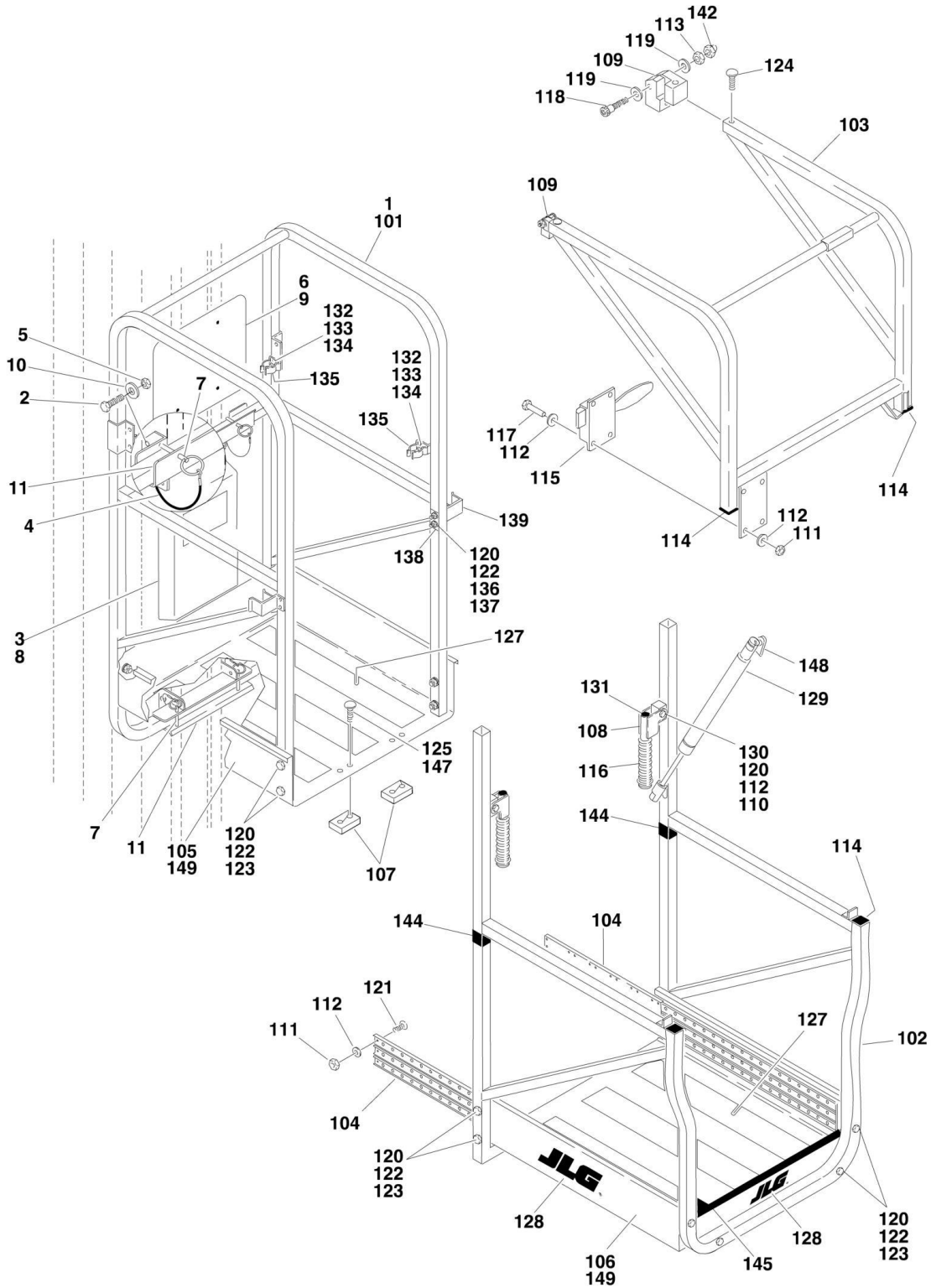
## SECTION 4 - PLATFORM

ITEM	PART NUMBER	QTY	DESCRIPTION	REV
115	3311405	22	Locknut 1/4in-20NC	
116	3311505	2	Locknut 5/16in-18NC	
117	3340829	2	Pad, Slide	
118	3520030	2	Plug, Hole	
119	3520169	2	Cap, Plug	
120	3570274	1	Plate, Platform Pan (Extension)	
121	3570362	1	Plate, Platform Pan (Stationary)	
122	3570653	AR	Plate, Shim	
123	3570654	2	Plate, Backing	
124	3900032	2	Bolt, Shoulder	
125	3900200	2	Bolt, Shoulder 5/16in-18NC x 1-1/4in	
126	3900251	4	Screw 1/4in-20NC x 3/8in	
127	3900252	64	Screw, Button Head #10-24	
128	3900258	8	Screw, Button Head 1/4in-20NC x 3/4in	
129	4060803	AR	Shield, Flex Trim	
130	4280296	10 in /25cm	Strip, Wear	
131		Ref	Tape, Non-Skid Options:	
131	4420039	12 ft/3.7m	Tape, Non-Skid <b>(Prior to SN 0130010942)</b>	
131	1001099638	6	Tape, Non-Skid <b>(SN 0130010942 to Present)</b>	
131	4420039	AR	Tape, Non-Skid	
132	4711400	40	Flatwasher 1/4in	
133	4711500	4	Flatwasher 5/16in Narrow	
134	4711600	2	Flatwasher 3/8in	
135	4750800	8	Flatwasher #8	
136	4751000	64	Flatwasher #10	
137	4845614	2	Handle	
138	4845657	2	Stop, Weldment	
139	4845810	1	Platform Rail Weldment	
140	4845811	1	Platform Extension Weldment	
141	1560019	1 ft./0.3m	Conduit, Spiral Loom	
143	1001176186	1	Platform Pan Kit (Includes Items 120 & 121)	
	0274607	Ref	<b>DECAL - DROPBAR INSTALLATION</b>	A
201	1706493	1	Decal - Dropbar (CE Spec)	



# SECTION 4 - PLATFORM

## FIGURE 4-4. PLATFORM WITH FRONT ENTRY GULLWING GATE AND ROLLING EXTENSION



## SECTION 4 - PLATFORM

**FIGURE 4-4. PLATFORM WITH FRONT ENTRY GULLWING GATE AND ROLLING EXTENSION**

ITEM	PART NUMBER	QTY	DESCRIPTION	REV
		Ref	<b>Note: Available on All Models and All Country Specs Except CE Spec. No longer available for Australian Spec SN 0130015193 to Present.</b>	
	0271270	Ref	<b>PLATFORM INSTALLATION - 26in x 50in (66cm x 127cm)</b>	B
		Ref	<b>Note: Replacement Decals Must be Ordered Separately - See DECALS SECTION for Breakdown.</b>	
1	0258586	1	Platform Assembly (See Items 101-148 for Breakdown)	
2	0641408	8	Bolt 1/4in-20NC x 1in	
3	0860520	1	Box, Manual Storage	
4	1060380	4	Cable, Lanyard	
5	3311405	8	Locknut 1/4in-20NC	
6	3380466	1	Panel, Control	
7	3422657	4	Pin, Quick Release	
8	3820024	4	Rivet	
9	3820032	4	Rivet	
10	4711400	16	Flatwasher 1/4in Narrow	
11	4846021	2	Weldment, Platform Mount	
	0258586	Ref	<b>PLATFORM ASSEMBLY - 26in x 50in (66cm x 127cm)</b>	L
		Ref	<b>(Note: Mast Mounted Lower Anchor Point (4845345) installation is required should a Quick Change Platform be installed in place of the standard Platform)</b>	
101	4845810	1	Weldment, Platform Rail (Stationary)	
102	4845811	1	Weldment, Platform Rail (Extension)	
103	4845812	1	Weldment, Gate	
104	2020005	1 Pair	Glides, Extension	
105	3570362	1	Pan, Floor (Stationary)	
106	3570274	1	Pan, Floor (Extension)	
107	3340829	2	Pad, Slide	
108	4845614	2	Handle	
109	2600225	4	Hinge, Gate	
110	3900200	2	Bolt, Shoulder	
111	3311005	68	Locknut #10-24NC	
112	4751000	72	Flatwasher #10	
113	3311505	2	Locknut 5/16in-18NC	
114	3520072	4	Cap-Plug	
115	2940074	1	Latch	
116	2560088	2	Grip, Handle	
117	0721006	4	Bolt #10-24NC x 3/4in	
118	3900032	2	Bolt, Shoulder	
119	4711600	AR	Flatwasher 3/8in (Narrow)	
120	3311405	22	Locknut 1/4in-20NC	
121	3900252	64	Screw, Button Head 1/4in-20NC	
122	4711400	40	Flatwasher 1/4in (Narrow)	
123	0641414	16	Bolt 1/4in-20NC x 1-3/4in	
124	3900258	8	Screw, Button Head 1/4in-20NC x 3/4in	
125	0100011	AR	Compound, Locking	
127		Ref	Tape, Non Skid Options:	
127	4420039	11 ft/3.4m	Tape, Non Skid <b>(Prior to SN 0130010942)</b>	
127	1001099638	6	Tape, Non Skid <b>(SN 0130010942 to Present)</b>	
128	1703681	3	Decal - JLG	
129	4160165	1	Spring, Gas Shock	

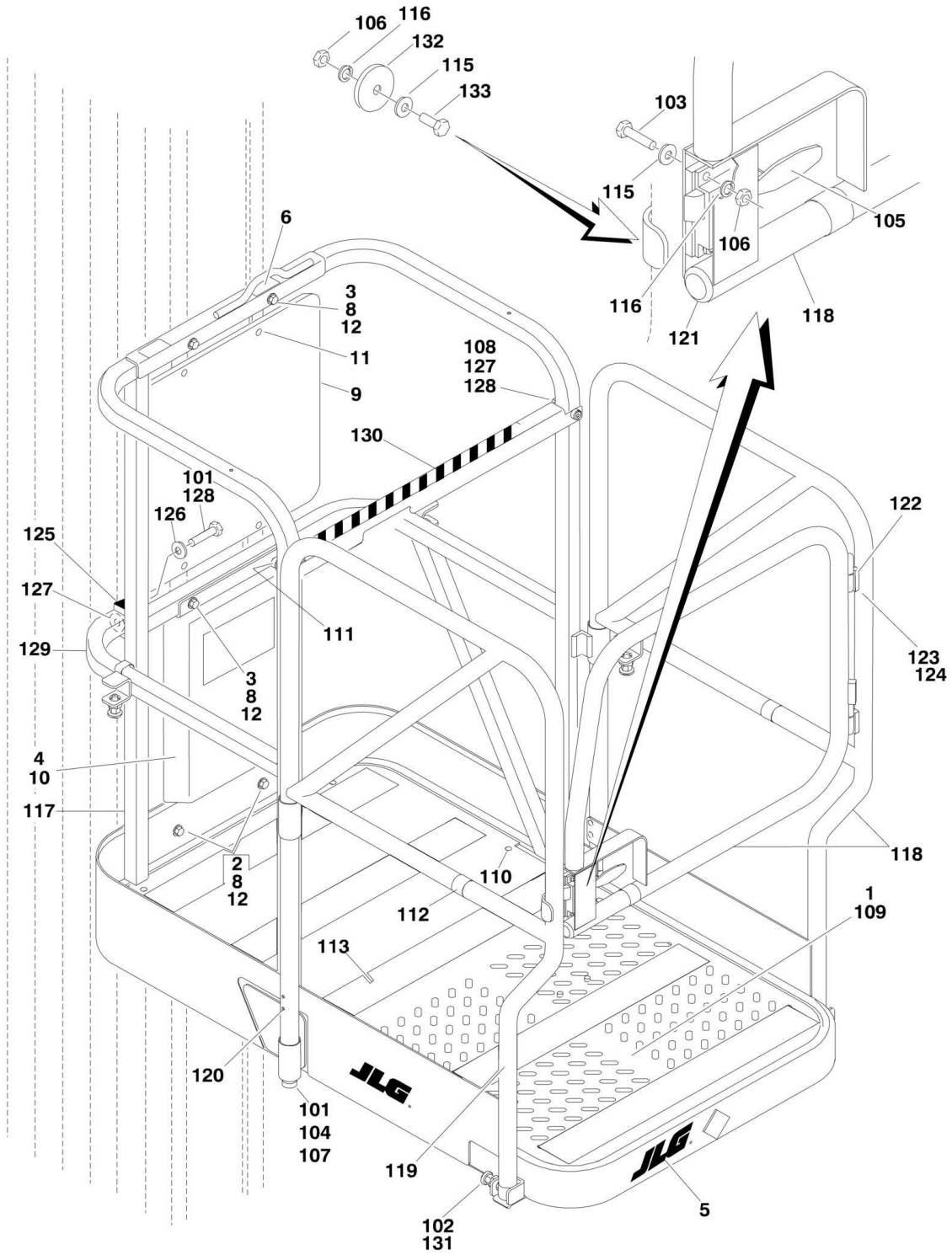
## SECTION 4 - PLATFORM

ITEM	PART NUMBER	QTY	DESCRIPTION	REV
130	4711500	4	Flatwasher 5/16in Narrow	
131	3520030	2	Plug, Hole	
132	0720805	4	Screw #8-32NC x 5/8in	
133	4750800	8	Flatwasher #8	
134	3310805	4	Locknut #8-32NC	
135	1380132	4	Clip, Gripper	
136	0641416	4	Bolt 1/4in-20NC x 2in	
137	3570653	2	Plate, Shim	
138	3570654	2	Plate, Backing	
139	4845657	2	Stop	
142	3300356	2	Nut, Acorn 5/16in-18NC <b>(Prior to SN 0130012243)</b>	
144	4280296	10 in /25cm	Strip, Wear	
145	4060803	4.3 ft /1.31m	Shield, Flex-Trim	
147	3900251	4	Screw, Button Head 1/4in-20NC x 3/8in	
148	0902877	2	Bracket, Shock	
149	1001176186	1	Platform Pan Kit (Includes Items 105 & 106)	



# SECTION 4 - PLATFORM

## FIGURE 4-5. PLATFORM WITH FRONT ENTRY GATE AND FIXED EXTENSION/FIXED SIDE RAILS



## SECTION 4 - PLATFORM

**FIGURE 4-5. PLATFORM WITH FRONT ENTRY GATE AND FIXED EXTENSION/FIXED SIDE RAILS**

ITEM	PART NUMBER	QTY	DESCRIPTION	REV
		Ref	<b>Note: Available on All Models and All Country Specs.</b>	
	0275180	Ref	<b>PLATFORM INSTALLATION - 28in x 48in (71cm x 122cm)</b>	C
		Ref	<b>Note: Replacement Decals Must be Ordered Separately - See DECALS SECTION for Breakdown.</b>	
1	0271936	1	Platform Assembly (See Items 101-133 for Breakdown)	
2	0641616	2	Bolt 3/8-16NC x 2in	
3	0641620	4	Bolt 3/8-16NC x 2-1/2in	
4	0860520	1	Box, Manual Storage	
5	1703681	3	Decal - JLG	
6	1704277	1	Decal - Lanyard Graphic	
7	1705060	2	Decal - Axxessor (Not Shown) <b>(Prior to SN 0130009404)</b>	
8	3311605	6	Locknut 3/8in-16NC	
9	3380466	1	Panel, Control	
10	3820024	4	Rivet	
11	3820032	4	Rivet	
12	4711600	12	Flatwasher 3/8in Narrow	
	0271936	Ref	<b>PLATFORM ASSEMBLY - 28in x 48in (71cm x 122cm)</b>	I
101	0100011	AR	Compound, Locking	
102	0630572	2	Bolt 5/8in-18NC	
103	0721008	4	Screw	
104	0940049	2	Stopper, Hood	
105	2940074	1	Latch	
106	3311001	5	Nut #10-24NC	
107	3311502	2	Nut, Jam 5/16in-18NC	
108	3311605	1	Locknut 3/8in-16NC	
109	3571552	1	Pan, Platform Floor	
110	3820032	12	Rivet	
111	3422744	1	Pin, Plunger	
112	4280296	2 ft/0.6m	Strip, Wear	
113		Ref	Tape, Non Skid Options:	
113	4420039	9.3 ft /2.8m	Tape, Non Skid <b>(Prior to SN 0130010942)</b>	
113	1001099638	5	Tape, Non Skid <b>(SN 0130010942 to Present)</b>	
115	4751000	5	Flatwasher #10 Wide	
116	4761000	5	Lockwasher #10	
117	4846521	1	Platform	
118	4846324	1	Rail	
119	4846325	1	Rail	
120	2080040	4	Fastener, Huck	
121	3520176	1	Plug	
122	0962337	2	Bushing, Hinge	
123	3422866	2	Pin, Hinge	
124	3760448	2	Ring, Snap	
125	3520072	2	Plug, Cap	
126	4711800	2	Flatwasher 1/2in Narrow	
127	4711600	2	Flatwasher 3/8in Narrow	
128	3900270	2	Bolt, Shoulder 1/2in-16NC x 1/2in	
129	4846522	1	Gate	
130	4846536	1	Rail, Top	
131	0100019	AR	Compound, Locking	

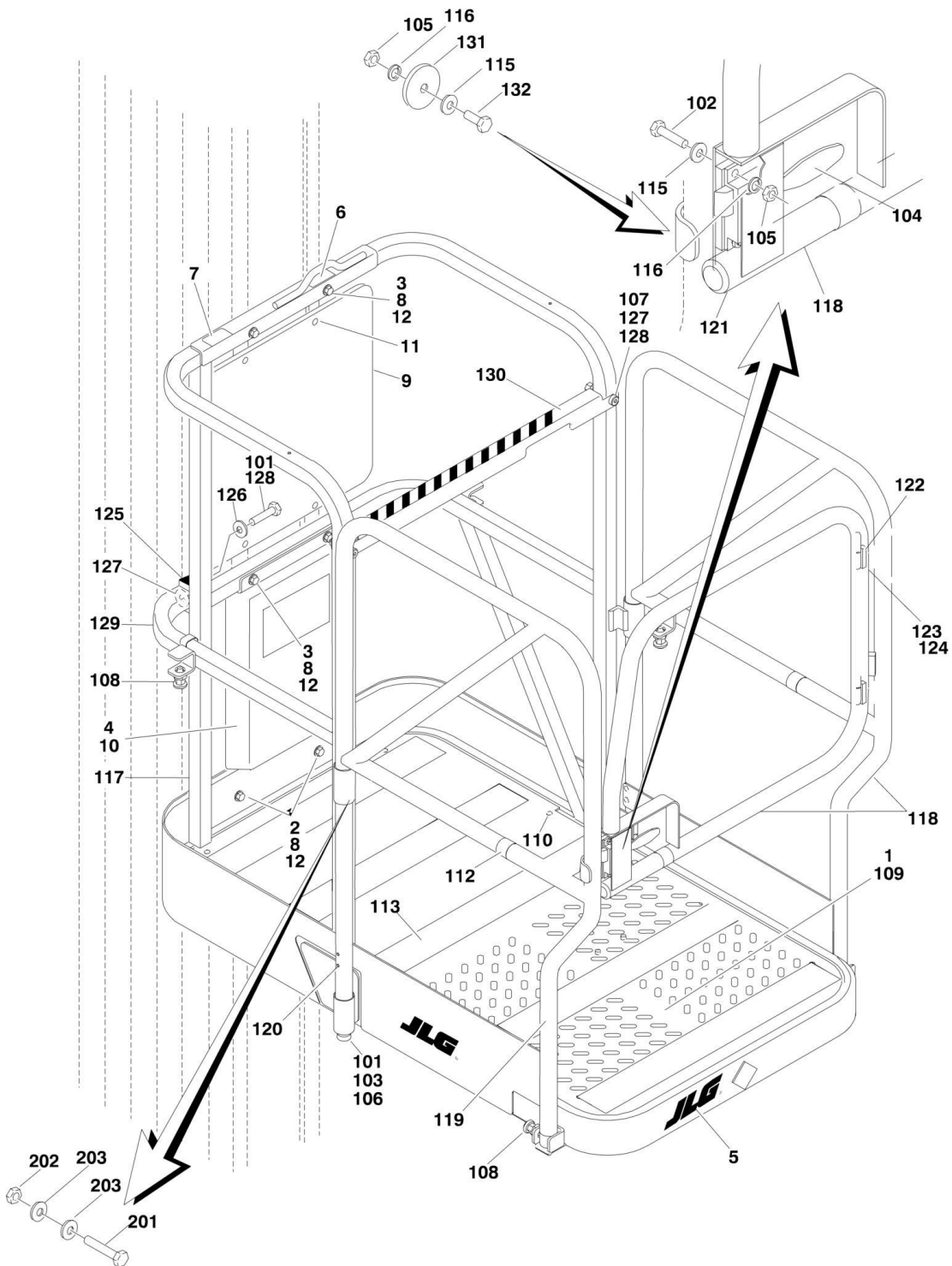
## SECTION 4 - PLATFORM

ITEM	PART NUMBER	QTY	DESCRIPTION	REV
132	3080005	1	Magnet, Gate Hold	
133	0721004	1	Bolt #10-24NC x 1/2in	



# SECTION 4 - PLATFORM

FIGURE 4-6. PLATFORM WITH FRONT ENTRY GATE AND FIXED EXTENSION/FOLDING SIDE RAILS



## SECTION 4 - PLATFORM

**FIGURE 4-6. PLATFORM WITH FRONT ENTRY GATE AND FIXED EXTENSION/FOLDING SIDE RAILS**

ITEM	PART NUMBER	QTY	DESCRIPTION	REV
		Ref	<b>Note: Available on All Models and All Country Specs.</b>	
	0275179	Ref	<b>PLATFORM INSTALLATION - 28in x 48in (71cm x 122cm)</b>	C
		Ref	<b>Note: Replacement Decals Must be Ordered Separately - See DECALS SECTION for Breakdown.</b>	
1	0271823	1	Platform Assembly (See Items 101-132 for Breakdown)	
2	0641616	2	Bolt 3/8in-16NC x 2in	
3	0641620	4	Bolt 3/8in-16NC x 2-1/2in	
4	0860520	1	Box, Manual Storage	
5	1703681	3	Decal - JLG	
6	1704277	1	Decal - Lanyard Graphic	
7	1705060	2	Decal - Axxessor (Not Shown) <b>(Prior to SN 0130009404)</b>	
8	3311605	6	Locknut 3/8in-16NC	
9	3380466	1	Panel, Control	
10	3820024	4	Rivet	
11	3820032	4	Rivet	
12	4711600	12	Flatwasher 3/8in Narrow	
	0271823	Ref	<b>PLATFORM ASSEMBLY</b>	H
101	0100011	AR	Compound, Locking	
102	0721008	4	Screw	
103	0940049	2	Stopper, Hood	
104	2940074	1	Latch	
105	3311001	5	Nut #10-24NC	
106	3311502	2	Nut, Jam 5/16in-18NC	
107	3311605	1	Locknut 3/8in-16NC	
108	3422744	6	Pin, Plunger	
109	3571552	1	Plate, Platform Pan	
110	3820032	12	Rivet	
112	4280296	3.7 ft /0.3m	Strip, Wear	
113		Ref	Tape, Non Skid Options:	
113	4420039	9.3 ft /2.8m	Tape, Non Skid <b>(Prior to SN 0130010942)</b>	
113	1001099638	5	Tape, Non Skid <b>(SN 0130010942 to Present)</b>	
115	4751000	5	Flatwasher #10 Wide	
116	4761000	5	Lockwasher #10	
117	4846521	1	Platform	
118	4846324	1	Rail	
119	4846325	1	Rail	
120	2080040	4	Fastener, Huck	
121	3520176	1	Plug	
122	0962337	2	Bushing, Hinge	
123	3422866	2	Pin, Hinge	
124	3760448	2	Ring, Snap	
125	3520072	2	Plug, Cap	
126	4711800	2	Flatwasher 1/2in Narrow	
127	4711600	2	Flatwasher 3/8in Narrow	
128	3900270	2	Bolt, Shoulder 1/2in-16NC x 1/2in	
129	4846522	1	Gate	
130	4846536	1	Rail, Top	
131	3080005	1	Magnet, Gate Hold	

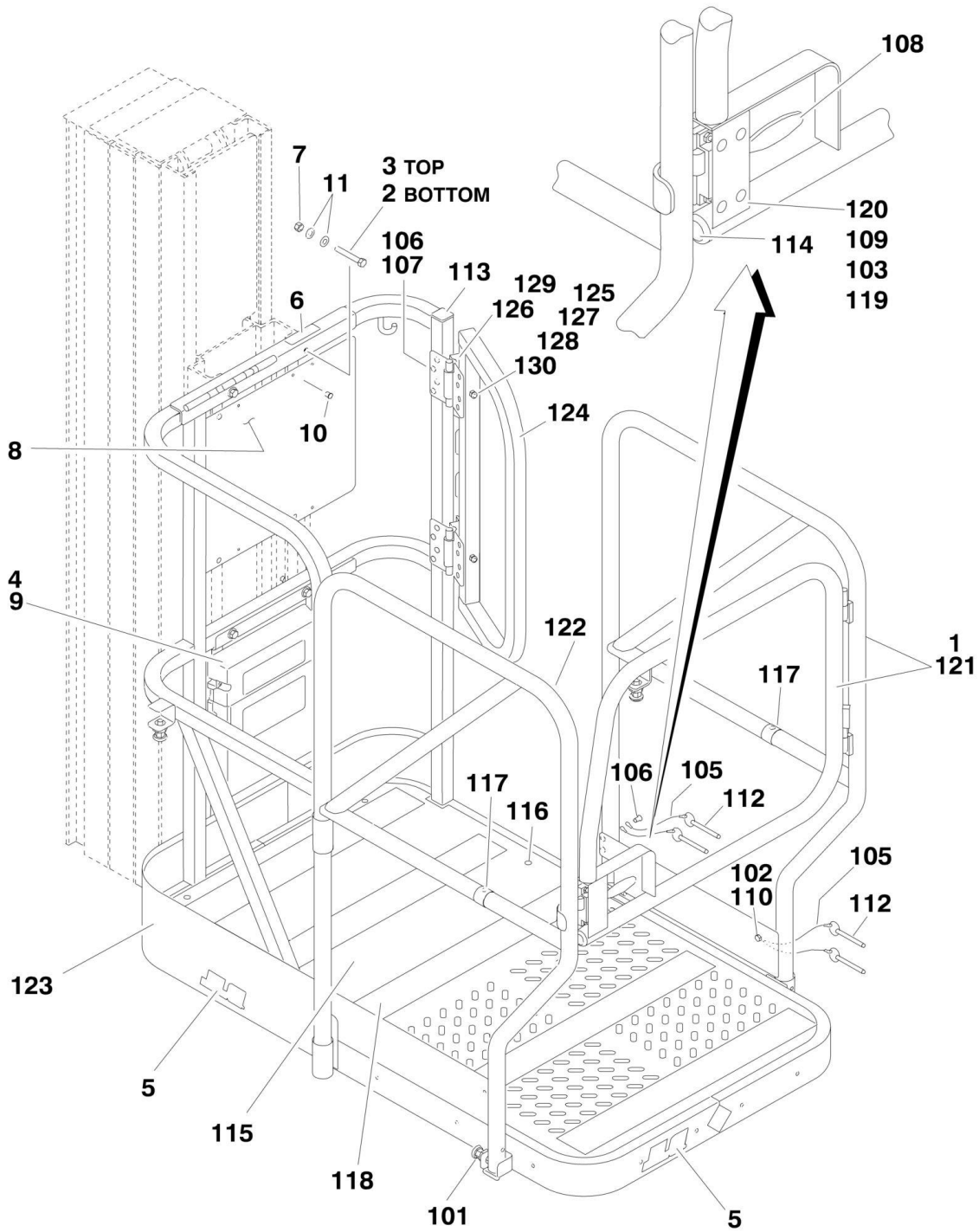
## SECTION 4 - PLATFORM

ITEM	PART NUMBER	QTY	DESCRIPTION	REV
132	0721004	1	Bolt #10-24NC x 1/2in	B
	0272524	Ref	<b>ENTRY GATE LOCK INSTALLATION</b>	
201	0641418	1	Bolt 1/4in-20NC x 2-1/4in	
202	3311405	1	Locknut 1/4in-20NC	
203	4751400	2	Flatwasher 1/4in	



# SECTION 4 - PLATFORM

FIGURE 4-7. PLATFORM WITH FRONT AND SIDE ENTRY GATES AND FIXED EXTENSION/FOLDING SIDE RAILS



## SECTION 4 - PLATFORM

**FIGURE 4-7. PLATFORM WITH FRONT AND SIDE ENTRY GATES AND FIXED EXTENSION/FOLDING SIDE RAILS**

ITEM	PART NUMBER	QTY	DESCRIPTION	REV
		Ref	<b>Note: Available on MSP Models with ANSI Circuit City Specs Only</b>	
	0275181	Ref	<b>PLATFORM INSTALLATION - 28in x 48in (71cm x 122cm)</b>	A
		Ref	<b>Note: Replacement Decals Must be Ordered Separately - See DECALS SECTION for Breakdown.</b>	
1	0272812	1	Platform Assembly (See Items 101-130 for Breakdown)	
2	0641616	2	Bolt 3/8in-16NC x 2in	
3	0641620	4	Bolt 3/8in-16NC x 2-1/2in	
4	0860520	1	Box, Manual Storage	
5	1703681	2	Decal - JLG	
6	1704277	1	Decal - Lanyard Graphic	
7	3311605	6	Locknut 3/8in-16NC	
8	3380466	1	Panel, Control	
9	3820024	4	Rivet	
10	3820032	4	Rivet	
11	4711600	12	Flatwasher 3/8in Narrow	
	0272812	Ref	<b>PLATFORM ASSEMBLY</b>	E
		Ref	<b>(Note: Mast Mounted Lower Anchor Point (4845345) installation is required should a Quick Change Platform be installed in place of the standard Platform)</b>	
101	3422744	3	Pin, Plunger	
102	0641404	1	Bolt, 1/4in-20NC x 1/2in	
103	0721008	4	Screw	
105	1060808	4	Cable, Lanyard	
106	2080040	13	Fastener	
107		Ref	Hinge Options:	
107	2600281	2	Hinge <b>(Prior to SN 0130009481)</b>	
107	2600294	2	Hinge <b>(SN 0130009481 to Present)</b>	
108	2940074	1	Latch	
109	3311001	4	Nut, #10-24NC	
110	3311405	1	Nut, 1/4in-20NC	
112	3422657	4	Pin, Quick Release	
113	3520072	1	Plug	
114	3520176	1	Plug	
115	3574226	1	Plate, Platform Pan	
116	3820032	12	Rivet	
117	4280296	2	Strip, Wear	
118		Ref	Tape, Non Skid Options:	
118	4420039	5	Tape, Non Skid <b>(Prior to SN 0130010942)</b>	
118	1001099638	5	Tape, Non Skid <b>(SN 0130010942 to Present)</b>	
119	4751000	4	Flatwasher #10 Wide	
120	4761000	4	Lockwasher #10	
121	4846324	1	Gate and Left Side Rail	
122	4846325	1	Rail, Right Side	
123	4846803	1	Platform	
124	4846804	1	Door	
125	0100011	AR	Compound, Locking	
126		Ref	Shim Options:	
126	4071092	AR	Shim <b>(Prior to SN 0130009481)</b>	
126	4071095	AR	Shim <b>(SN 0130009481 to Present)</b>	

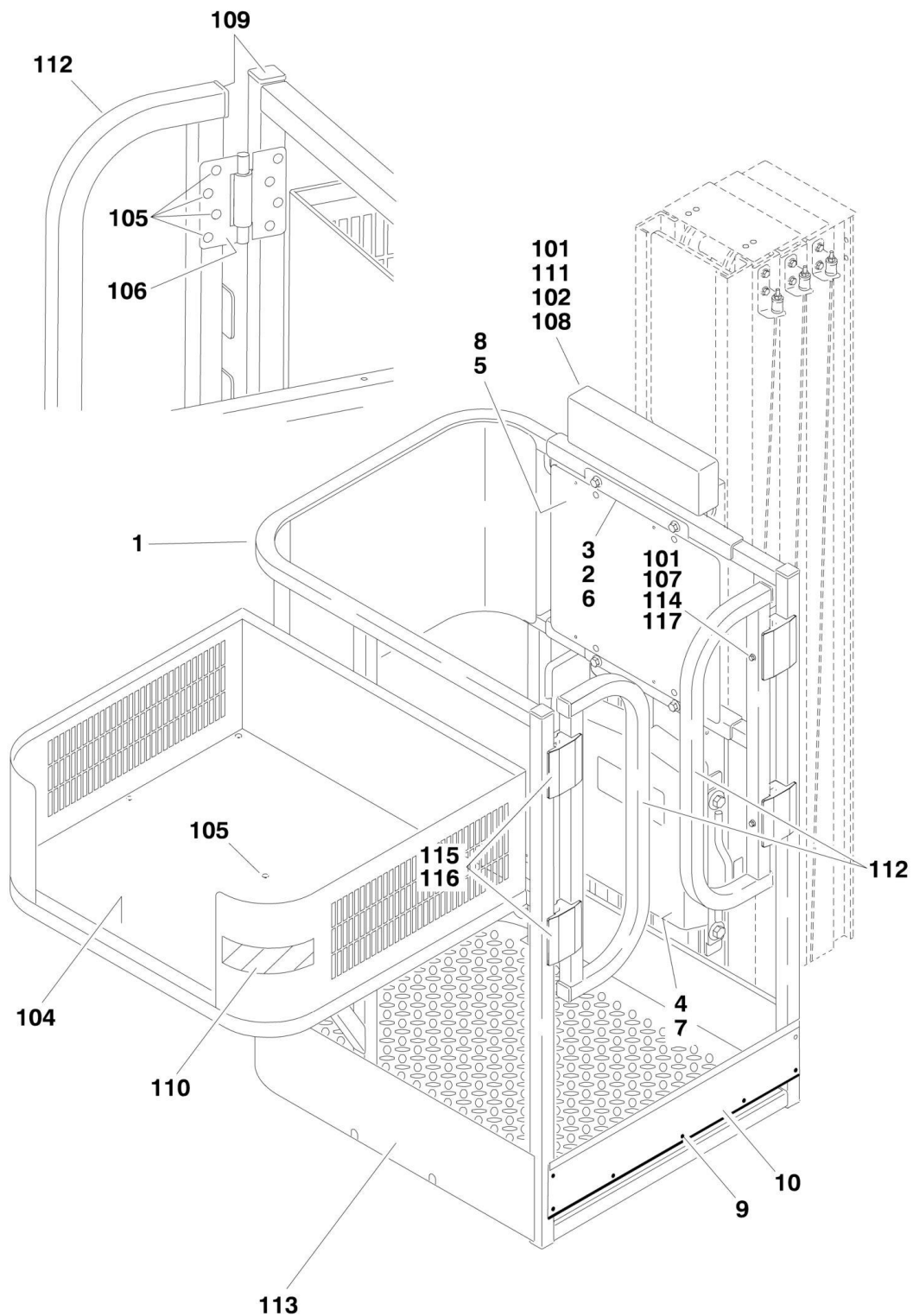
## SECTION 4 - PLATFORM

ITEM	PART NUMBER	QTY	DESCRIPTION	REV
127	3300151	2	Acorn Nut 1/4in-20NC (Prior to SN 0130009481)	
128		Ref	Bolt Options:	
128	0641422	4	Bolt 1/4in-20NC x 2-3/4in (Prior to SN 0130009481)	
128	0641416	4	Bolt 1/4in-20NC x 2in (SN 0130009481 to Present)	
129		Ref	Stop Options:	
129	4220225	2	Stop (Prior to SN 0130009481)	
129	4220309	2	Stop (SN 0130009481 to Present)	
130	2080043	4	Rivnut Only (SN 0130009481 to Present)	



## SECTION 4 - PLATFORM

FIGURE 4-8. PLATFORM WITH SIDE ENTRY GATE AND FIXED MATERIAL TRAY (Prior to SN 0130010824)



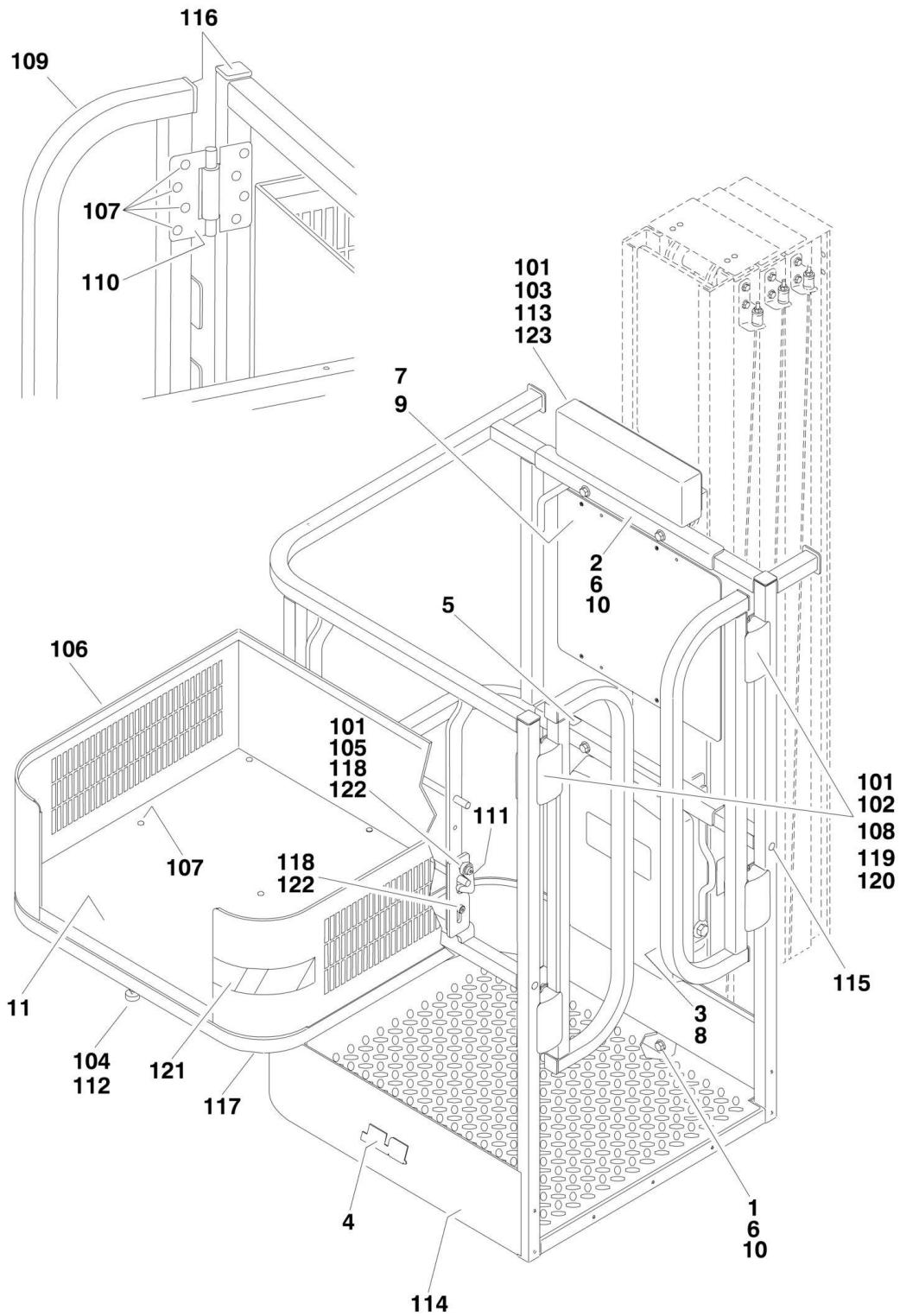
## SECTION 4 - PLATFORM

**FIGURE 4-8. PLATFORM WITH SIDE ENTRY GATE AND FIXED MATERIAL TRAY (Prior to SN 0130010824)**

ITEM	PART NUMBER	QTY	DESCRIPTION	REV
		Ref	<b>Note: Available on 20MVL Models with ANSI and CE Specs Only.</b>	
		Ref	<b>PLATFORM INSTALLATION - 27in x 23in (69cm x 59cm)</b>	
	0273053	Ref	<b>ANSI Spec</b>	D
	0274275	Ref	<b>CE Spec</b>	C
		Ref	<b>Note: Replacement Decals Must be Ordered Separately - See DECALS SECTION for Breakdown.</b>	
1	0272716	1	Platform Assembly (UPS) (See Items 101-117 for Breakdown)	
2	0791620	6	Bolt, 3/8in-16NC x 2-1/2in	
3	3311608	6	Nut, 3/8in - 16NC	
4	0860520	1	Box, Manual Storage	
5	3380466	1	Panel, Control	
6		Ref	Plate Options:	
6	3574442	2	Plate <b>(Prior to SN 0130009088)</b>	
6	3577191	2	Plate <b>(SN 0130009088 through 0130010824)</b>	
7	3820024	4	Rivet	
8	3820032	4	Rivet	
9	2080040	7	Fastener (CE Specs Only)	
10	3574608	1	Plate, Kick Rail (CE Specs Only)	
	0272716	Ref	<b>PLATFORM ASSEMBLY</b>	F
101	0100011	AR	Compound, Locking	
102	0641508	2	Bolt, 5/16in-18NC x 1in	
104	1580019	1	Container, Material Tray	
105	2080040	AR	Blind Fastener	
106		Ref	Hinge, Self Closing Option:	
106	2600281	4	Hinge, Self Closing <b>(Prior to SN 0130009481)</b>	
106	2600294	4	Hinge, Self Closing <b>(SN 0130009481 through 0130010824)</b>	
107	3311501	4	Nut, 5/16in-18NC <b>(Prior to SN 0130009481)</b>	
108	3340977	1	Pad, Upholstered	
109	3520072	8	Plug	
110	4420051	14 in	Tape, Safety	
111	4751500	2	Flatwasher 5/16in Wide	
112		Ref	Door Options:	
112	4846722	2	Door <b>(Prior to SN 0130009481)</b>	
112	1001091466	2	Door <b>(SN 0130009481 through 0130010824)</b>	
113	4846864	1	Platform	
114		Ref	Bolt Options:	
114	0641422	8	Bolt 1/4in-20NC x 2-3/4in <b>(Prior to SN 0130009481)</b>	
114	0641416	8	Bolt 1/4in-20NC x 2in <b>(SN 0130009481 through 0130010824)</b>	
115		Ref	Shim Options:	
115	4071092	AR	Shim <b>(Prior to SN 0130009481)</b>	
115	4071095	AR	Shim <b>(SN 0130009481 through 0130010824)</b>	
116		Ref	Stop Options:	
116	4220225	4	Stop <b>(Prior to SN 0130009481)</b>	
116	4220309	4	Stop <b>(SN 0130009481 through 0130010824)</b>	
117	2080043	8	Rivnut Only <b>(SN 0130009481 through 0130010824)</b>	

# SECTION 4 - PLATFORM

FIGURE 4-9. PLATFORM WITH SIDE ENTRY GATE AND FOLDING MATERIAL TRAY (SN 0130010824 to Present)



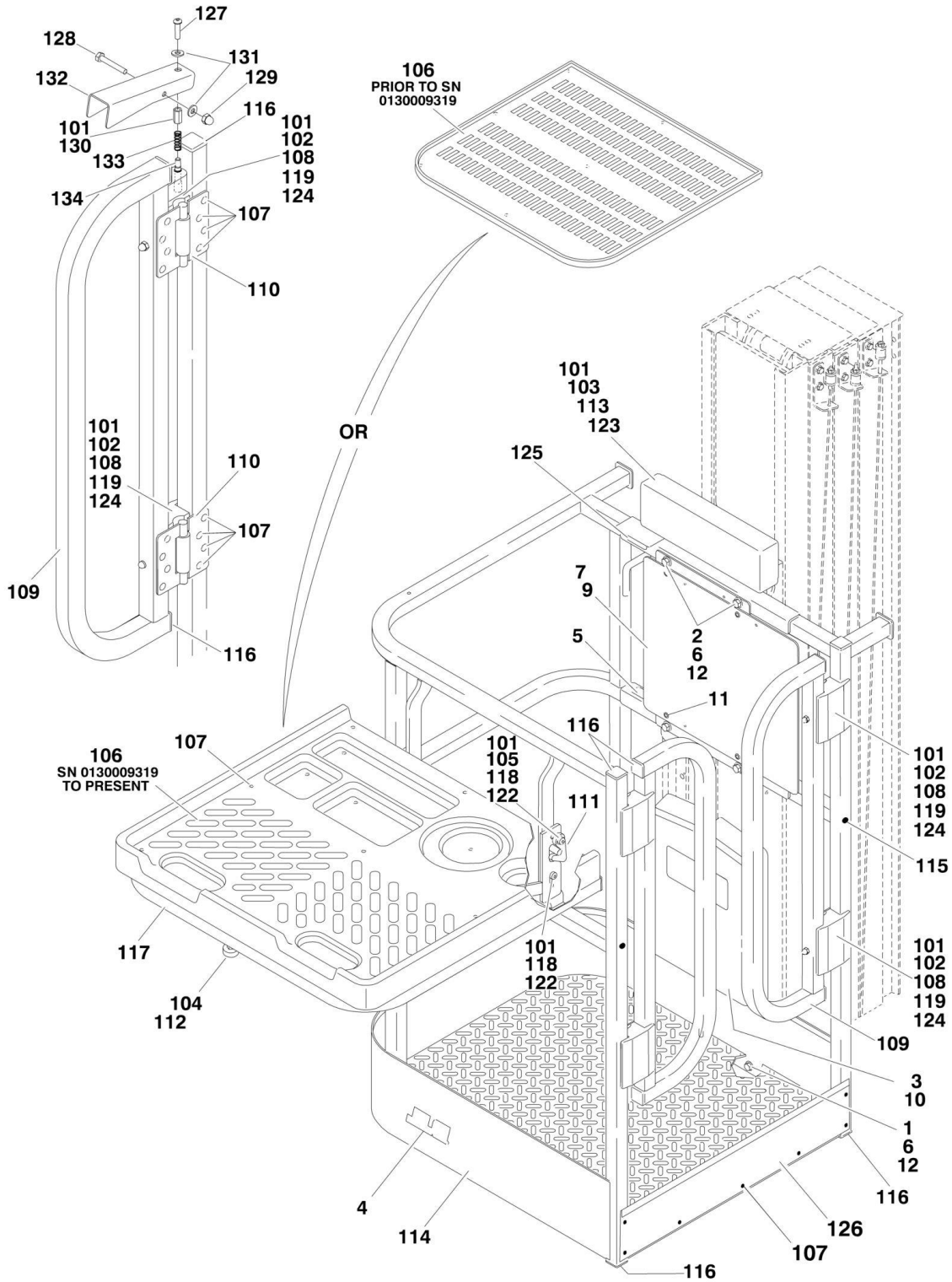
## SECTION 4 - PLATFORM

**FIGURE 4-9. PLATFORM WITH SIDE ENTRY GATE AND FOLDING MATERIAL TRAY (SN 0130010824 to Present)**

ITEM	PART NUMBER	QTY	DESCRIPTION	REV
		Ref	<b>Note: Available on 20MVL Models with ANSI Specs Only.</b>	
	1001098019	Ref	<b>PLATFORM INSTALLATION - 27in x 23in (69cm x 59cm)</b>	A
		Ref	<b>Note: Replacement Decals Must be Ordered Separately - See DECALS SECTION for Breakdown.</b>	
1	0791616	2	Bolt, 3/8in-16NC x 2in	
2	0791620	4	Bolt, 3/8in-16NC x 2-1/2in	
3	0860520	1	Box, Manual Storage	
4	1703681	2	Decal - JLG	
5	1704277	1	Decal - Lanyard Attach	
6	3311605	6	Locknut, 3/8in-16NC	
7	3380466	1	Panel, Control	
8	3820024	4	Rivet	
9	3820032	4	Rivet	
10	4711600	12	Flatwasher 3/8in	
11	1001098018	1	Platform Assembly (UPS) (See Items 101-123 for Breakdown)	
	1001098018	Ref	<b>PLATFORM ASSEMBLY</b>	A
101	0100011	AR	Compound, Locking	
102	0641416	8	Bolt 1/4in-20NC x 2in	
103	0641508	2	Bolt, 5/16in-18NC x 1in	
104	0940083	1	Bumper	
105	0961892	2	Bushing, Flanged	
106	1580019	1	Container, Material Tray	
107	2080040	25	Blind Fastener	
108	2080043	8	Rivnut	
109	2410024	2	Door	
110	2600294	4	Hinge, Self Closing	
111	2700098	1	Hook, Load	
112	3311401	1	Nut, 1/4in-20NC	
113	3340977	1	Pad, Upholstered	
114	3510897	1	Platform	
115	3520028	2	Plug, Hole	
116	3520072	8	Plug, Cap	
117	3641542	1	Tray Support	
118	3900190	3	Screw, Shoulder 3/8in x 1/2in	
119	4071095	AR	Shim	
120	4220309	4	Stop	
121	4420051	14 in	Tape, Safety	
122	4711600	3	Flatwasher 3/8in	
123	4751500	2	Flatwasher 5/16in	

# SECTION 4 - PLATFORM

FIGURE 4-10. PLATFORM WITH SIDE ENTRY GATE AND FOLD-DOWN MATERIAL TRAY



## SECTION 4 - PLATFORM

**FIGURE 4-10. PLATFORM WITH SIDE ENTRY GATE AND FOLD-DOWN MATERIAL TRAY**

ITEM	PART NUMBER	QTY	DESCRIPTION	REV
		Ref	<b>PLATFORM INSTALLATION OPTIONS:</b>	
	0275178	Ref	<b>Platform Installation ANSI and CSA Spec - 27in x 23in (68.6cm x 58.5cm)</b>	C
	1001101479	Ref	<b>Platform Installation CE Spec - 27in x 23in (68.6cm x 58.5cm)</b>	B
	1001100778	Ref	<b>Platform Installation Australian Spec - 27in x 23in (68.6cm x 58.5cm)</b>	A
	3510906	Ref	<b>Platform Installation SPARE platform Assembly - 27in x 23in (68.6cm x 58.5cm) (Includes Items 4, 5 &amp; 8)</b>	A
		Ref	<b>Note: Replacement Decals Must be Ordered Separately - See DECALS SECTION for Breakdown.</b>	
1	0641616	2	Bolt, 3/8in-16NC x 2in	
2	0641620	4	Bolt, 3/8in-16NC x 2-1/2in	
2	0641622	4	Bolt, 3/8in-16NC x 2-3/4in	
3	0860520	1	Box, Manual Storage	
4	1703681	2	Decal - JLG	
5	1704277	1	Decal - Lanyard Attach (Platform Assembly p/n 3510906 Only)	
6	3311605	6	Locknut 3/8in-16NC	
7	3380466	1	Panel, Control	
8		Ref	Platform Assembly Options (See Items 101-134 for Breakdown)	
8	3510899	1	ANSI and CSA Spec	
8	1001101478	1	CE Spec	
8	1001100779	1	Australian Spec	
9	3574442	2	Plate	
10	3820024	4	Rivet	
11	3820032	4	Rivet	
12	4711600	12	Flatwasher 3/8in (Narrow)	
		Ref	<b>Platform Assembly Options:</b>	
	3510899	Ref	<b>Platform Assembly ANSI and CSA Spec</b>	D
	1001101478	Ref	<b>Platform Assembly CE Spec</b>	A
	1001100779	Ref	<b>Platform Assembly Australian Spec</b>	A
101	0100011	AR	Compound, Locking	
102	0641416	8	Bolt 1/4in-20NC x 2in	
103	0641508	2	Bolt, 5/16in-18NC x 1in	
104	0940083	1	Bumper, 1in x 3/8in with 5/16in x 1in stud	
105	0961892	2	Bushing, Flanged	
106		Ref	Container, Material Tray Options:	
106	1580020	1	Container, Material Tray <b>(Prior to SN 0130009319)</b>	
106	1580051	1	Container, Material Tray <b>(SN 0130009319 to Present)</b>	
107	2080040	AR	Blind Fastener	
108	2080043	8	Rivnut	
109		Ref	Gate Options:	
109	2410008	2	ANSI and CSA Spec	
109	2410024	2	CE Spec	
109	1001100780	2	Australian Spec - Right Side	
109	1001100816	2	Australian Spec - Left Side	
110	2600294	4	Hinge, Self Closing	
111	2700098	1	Hook, Load	
112	3311401	1	Nut 1/4in-20NC	
113	3340977	1	Pad, Upholstered	
114	3510906	1	Platform - ANSI and CSA Spec	

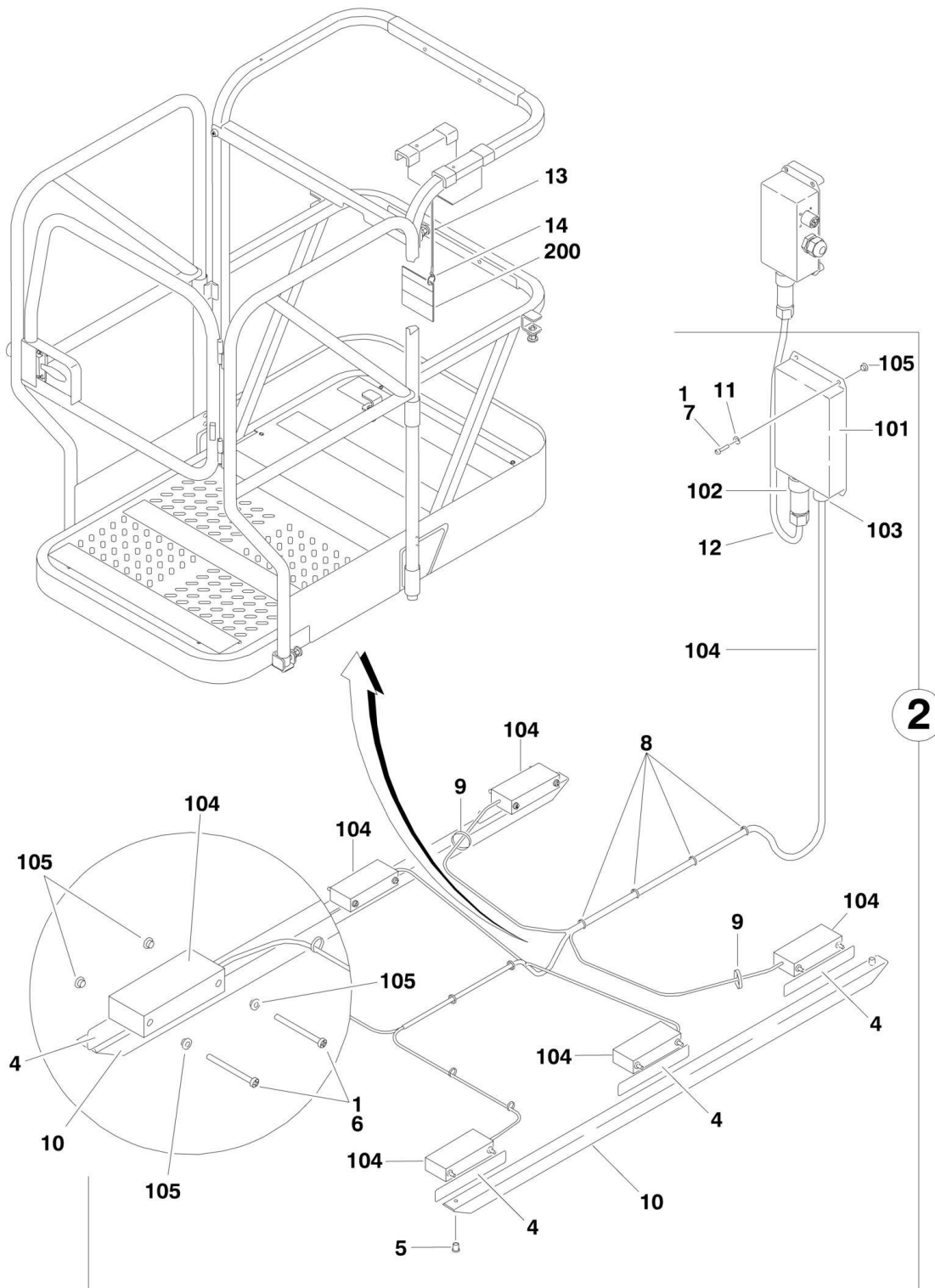
## SECTION 4 - PLATFORM

ITEM	PART NUMBER	QTY	DESCRIPTION	REV
114	3510897	1	Platform - CE Spec	
115	3520028	2	Plug, Hole	
116	3520072	8	Plug, Cap	
117	3641542	1	Tray Support	
118	3900190	3	Screw, Shoulder	
119	4071095	AR	Shim, Platform Gate	
122	4711600	3	Flatwasher 3/8in Narrow	
123	4751500	2	Flatwasher 5/16in Wide	
124		Ref	Stop/Hinge, Gate Options:	
124	4220233	NLA	Bottom Stop/Hinge (Use p/n 4220309) <b>(Prior to SN 0130009784)</b>	
124	4220234	NLA	Top Stop/Hinge (Use p/n 4220309) <b>(Prior to SN 0130009784)</b>	
124	4220309	4	Top and Bottom Stop/Hinge <b>(SN 0130009784 to Present)</b>	
124	1001100141	4	Top and Bottom Stop/Hinge (Australian Spec Only)	
125	1705624	1	Decal - Lanyard Attach	
126	3574608	1	Plate, Kick Rail (CE Spec Only)	
		Ref	<b>Note: Items 127-134 for Australian Spec machines only.</b>	
127	0630457	2	Screw 1/4in-20NC x 1in	
128	0641415	2	Bolt 1/4in-20NC x 1-7/8in	
129	3300151	2	Nut, Acorn 1/2in-20NC	
130	3300381	2	Nut, Coupling	
131	4711400	4	Flatwasher 1/4in	
132	1001100142	2	Handle, Gate Latch	
133	1001100634	2	Spring, Gate Latch	
134	1001101529	2	Pin, Plunger	



# SECTION 4 - PLATFORM

## FIGURE 4-11. OBSTRUCTION SENSOR INSTALLATION (MSP ONLY) (OPTIONAL)



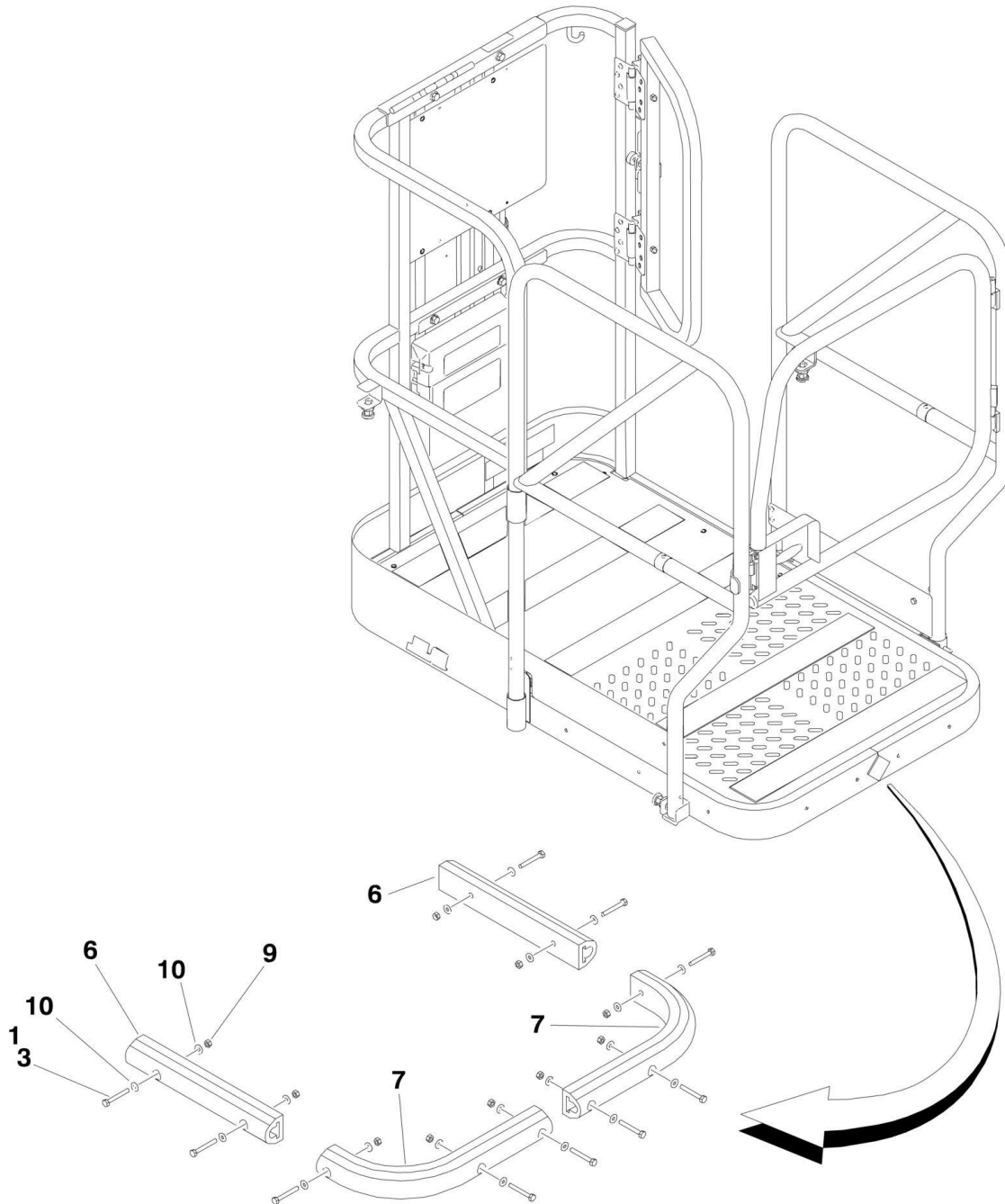
## SECTION 4 - PLATFORM

**FIGURE 4-11. OBSTRUCTION SENSOR INSTALLATION (MSP ONLY) (OPTIONAL)**

ITEM	PART NUMBER	QTY	DESCRIPTION	REV
	0271294	Ref	<b>OBSTRUCTION SENSOR INSTALLATION (MSP ONLY)</b>	C
1	0100035	AR	Compound, Locking	
2	1600309	1	Obstruction Sensor System (See Items 101 to 105 for Breakdown)	
4	1704905	6	Decal - No Pressure Wash	
5	3820032	4	Rivet	
6	3900309	12	Screw	
7	3930808	4	Capscrew #8-32NC x 1/2in	
8	4240032	13	Tie-Strap 4in	
9	4240033	2	Tie-Strap 7in	
10	4568261	2	Tube, Shield	
11	4740120	4	Washer, Nylon	
12	4922670	1	Harness (See ELECTRICAL SECTION for Breakdown)	
13	1060380	1	Cable, Lanyard	
14	3760170	1	Ring, Split	
	1600309	Ref	<b>OBSTRUCTION SENSOR SYSTEM</b>	F
101	See Note	NSS	Electronics Box (Note: Use p/n 1600309)	
102	See Note	NSS	Connector, Female (Note: Use p/n 1600309)	
102	See Note	NSS	Socket (Note: Use p/n 1600309)	
103	See Note	NSS	Connector, Strain Relief (Note: Use p/n 1600309)	
104	2910760	6	Sensor and Cable	
105	0962288	28	Bushing, Isolation	
200		Ref	<b>OSS INSTRUCTION CARD OPTIONS:</b>	
200	1704483	1	English Spec	
200	1705579	1	French Spec	
200	1705578	1	Spanish Spec	
200	1705580	1	German Spec	
200	1705581	1	Italian Spec	
200	1705582	1	Dutch Spec	
200	1705587	1	Finnish Spec	
200	1705588	1	Swedish Spec	
200	1705583		Brazilian Spec	
200	1705585	1	Japanese Spec	
200	1705586	1	Chinese Spec	

# SECTION 4 - PLATFORM

## FIGURE 4-12. PLATFORM BUMPERS INSTALLATION



## SECTION 4 - PLATFORM

### FIGURE 4-12. PLATFORM BUMPERS INSTALLATION

ITEM	PART NUMBER	QTY	DESCRIPTION	REV
	0275366	Ref	<b>BUMPERS INSTALLATION</b>	A
1	0100011	AR	Compound, Locking	
3	0641416	10	Bolt, 1/4in-20 x 2in	
6	0940106	2	Bumper, Platform Side	
7	0940107	2	Bumper, Platform Front	
9	3311401	10	Nut 1/4in-20NC	
10	4711400	20	Flatwasher 1/4in Narrow	

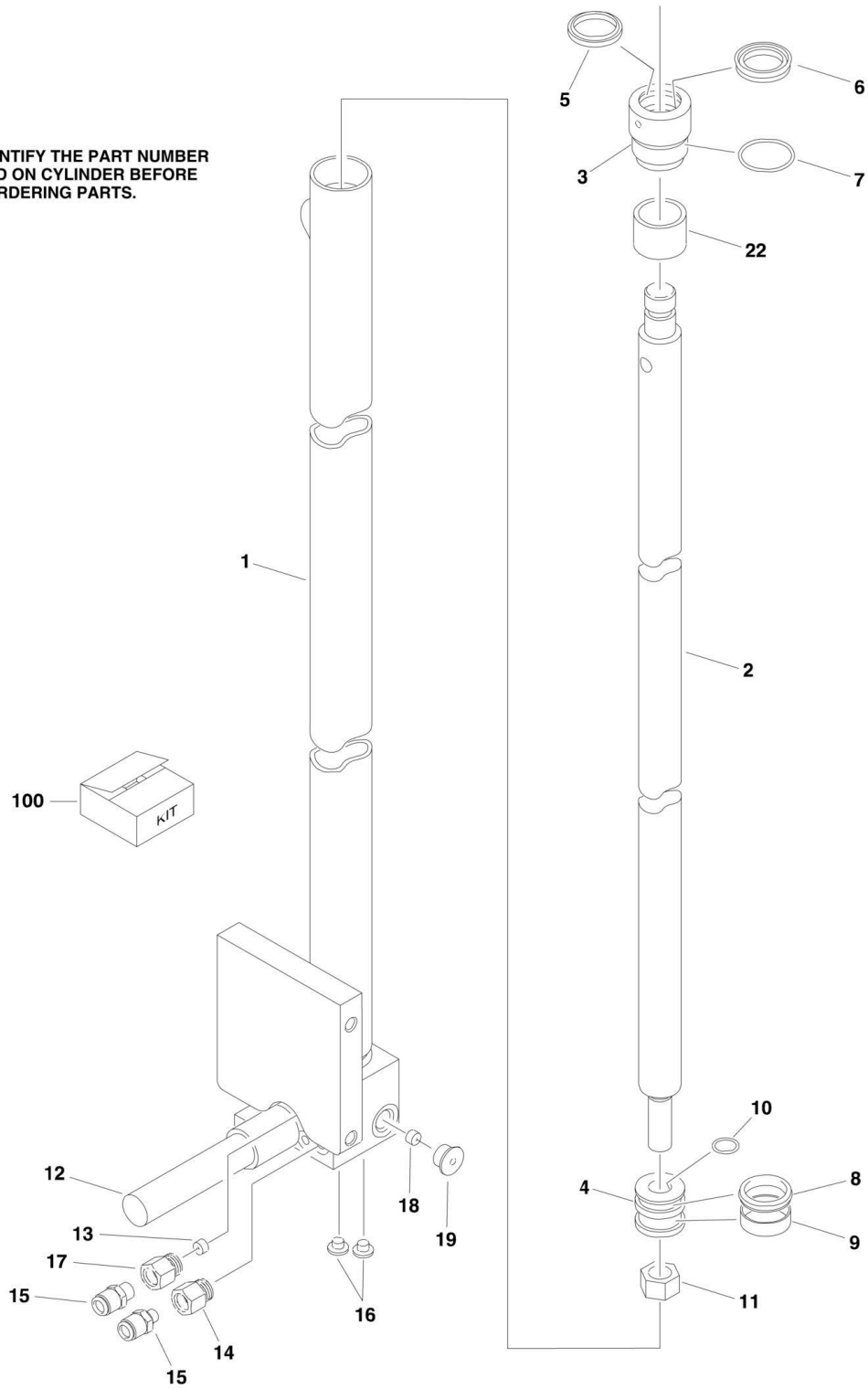


**SECTION 5 - CYLINDER**

# SECTION 5 - CYLINDER

## FIGURE 5-1. LIFT CYLINDER ASSEMBLY (Prior to SN 0130032831)

NOTE: IDENTIFY THE PART NUMBER STAMPED ON CYLINDER BEFORE ORDERING PARTS.



## SECTION 5 - CYLINDER

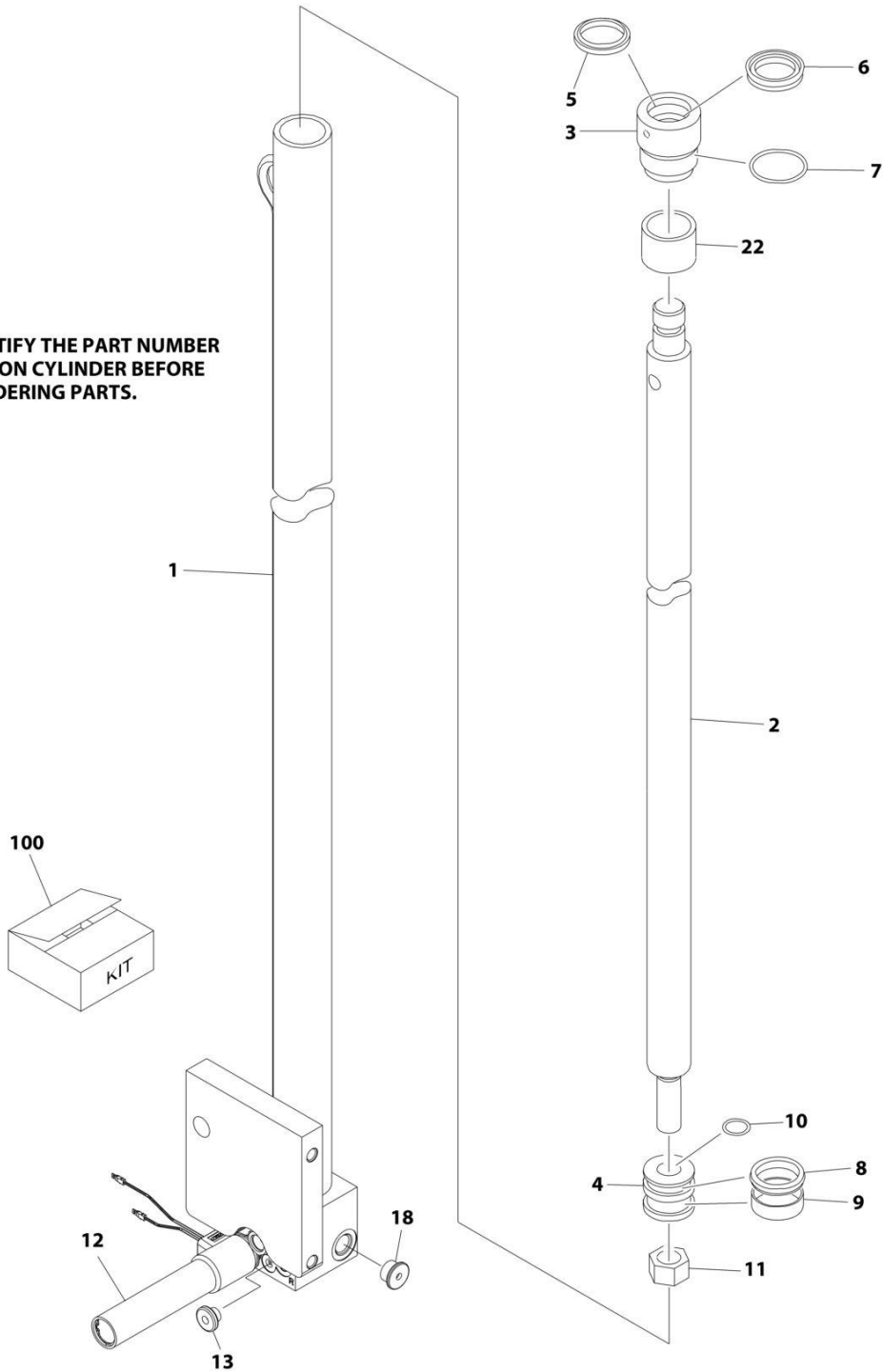
**FIGURE 5-1. LIFT CYLINDER ASSEMBLY (Prior to SN 0130032831)**

ITEM	PART NUMBER	QTY	DESCRIPTION	REV
		Ref	<b>LIFT CYLINDER ASSEMBLIES (Prior to SN 0130032831)</b>	
	1684483	Ref	<b>Lift Cylinder Assemblies 15MVL/15MSP (Prior to SN 0130032831)</b>	F
	1684486	Ref	<b>Lift Cylinder Assemblies 20MVL/20MSP (Prior to SN 0130032831)</b>	G
		Ref	<b>Note: Original Equipment Cylinder may have been replaced with with a Service Replacement Cylinder. Identify p/n stamped on cylinder before ordering parts. Refer to next figure for Service Replacement Cylinders</b>	
1	70000216	1	Barrel Assembly	
2	70000217	1	Rod	
3	7023394	1	Head	
4	7023392	1	Piston	
5	See Note	NSS	Wiper (Note: Use Item 100)	
6	See Note	NSS	Seal, Rod (Note: Use Item 100)	
7	See Note	NSS	O-Ring (Note: Use Item 100)	
8	See Note	NSS	Seal, Piston (Note: Use Item 100)	
9	See Note	NSS	Ring, Wear (Note: Use Item 100)	
10	See Note	NSS	O-Ring (Note: Use Item 100)	
11	7023391	1	Locknut	
12	7024480	1	Valve, Proportional	
12	7026625	1	Cartridge	
12	7026623	1	Seal Kit - 7024480 Valve	
12	7026622	1	Coil	
12	7026624	1	Manual Override	
13	70000218	1	Valve, Check	
14	86561311	1	Fitting, Adapter	
15	2221173	2	Fitting, Push Coupling	
16	See Note	2	Plug (Note: Not Available - Purchase Locally)	
17	2220591	1	Fitting, Adapter	
18	7024407	1	Valve, Flow Control	
19	See Note	1	Plug (Note: Not Available - Purchase Locally)	
20	See Note	4	Plug (Not Shown) (Note: Not Available - Purchase Locally)	
22		Ref	Bushing Options:	
22	7023492	1	Bushing 15MVL/15MSP	
22	Not Required	0	Bushing 20MVL/20MSP	
100	7023395	1	Seal Kit (Includes Items 5-10)	

# SECTION 5 - CYLINDER

## FIGURE 5-2. LIFT CYLINDER ASSEMBLY (SN 0130032831 to Present)

NOTE: IDENTIFY THE PART NUMBER  
STAMPED ON CYLINDER BEFORE  
ORDERING PARTS.



ART\_1001225207

## SECTION 5 - CYLINDER

**FIGURE 5-2. LIFT CYLINDER ASSEMBLY (SN 0130032831 to Present)**

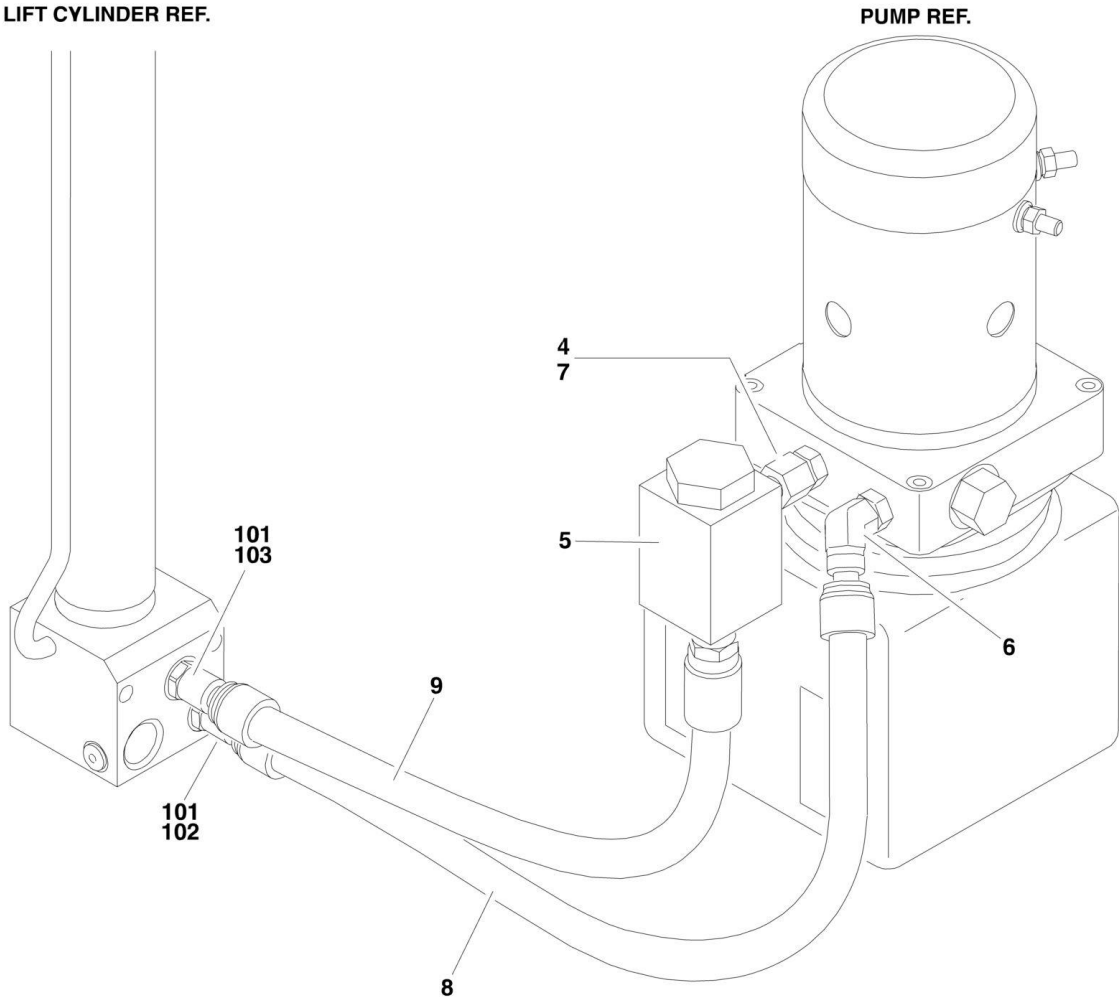
ITEM	PART NUMBER	QTY	DESCRIPTION	REV
	1001225207	Ref	<b>Lift Cylinder Assemblies 15MVL/15MSP (SN 0130032831 to Present)</b>	A
		Ref	<b>Note: Original Equipment Cylinder p/n 1684483 may have been replaced with Service Replacement Cylinder p/n 1001225207. Refer to Number stamped on cylinder before Ordering Parts.</b>	
	1001225206	Ref	<b>Lift Cylinder Assemblies 20MVL/20MSP (SN 0130032831 to Present)</b>	A
		Ref	<b>Note: Original Equipment Cylinder p/n 1684486 may have been replaced with Service Replacement Cylinder p/n 1001225206. Refer to Number stamped on cylinder before Ordering Parts.</b>	
1	70000216	1	Barrel Assembly	
2	70000217	1	Rod	
3	7023394	1	Head	
4	7023392	1	Piston	
5	See Note	NSS	Wiper (Note: Use Item 100)	
6	See Note	NSS	Seal, Rod (Note: Use Item 100)	
7	See Note	NSS	O-Ring (Note: Use Item 100)	
8	See Note	NSS	Seal, Piston (Note: Use Item 100)	
9	See Note	NSS	Ring, Wear (Note: Use Item 100)	
10	See Note	NSS	O-Ring (Note: Use Item 100)	
11	7023391	1	Locknut	
12	70006450	1	Valve, Proportional	
12	70006453	1	Cartridge	
12	70006452	1	Coil	
12	70006451	1	Manual Override	
13	70000218	1	Valve, Check	
18	7024407	1	Valve, Flow Control	
22		Ref	Bushing Options:	
22	7023492	1	Bushing 15MVL/15MSP	
22	Not Required	0	Bushing 20MVL/20MSP	
100	7023395	1	Seal Kit (Includes Items 5-10)	



**SECTION 6 - HYDRAULIC**

**SECTION 6 - HYDRAULIC**

**FIGURE 6-1. HYDRAULIC DIAGRAM**



## SECTION 6 - HYDRAULIC

### FIGURE 6-1. HYDRAULIC DIAGRAM

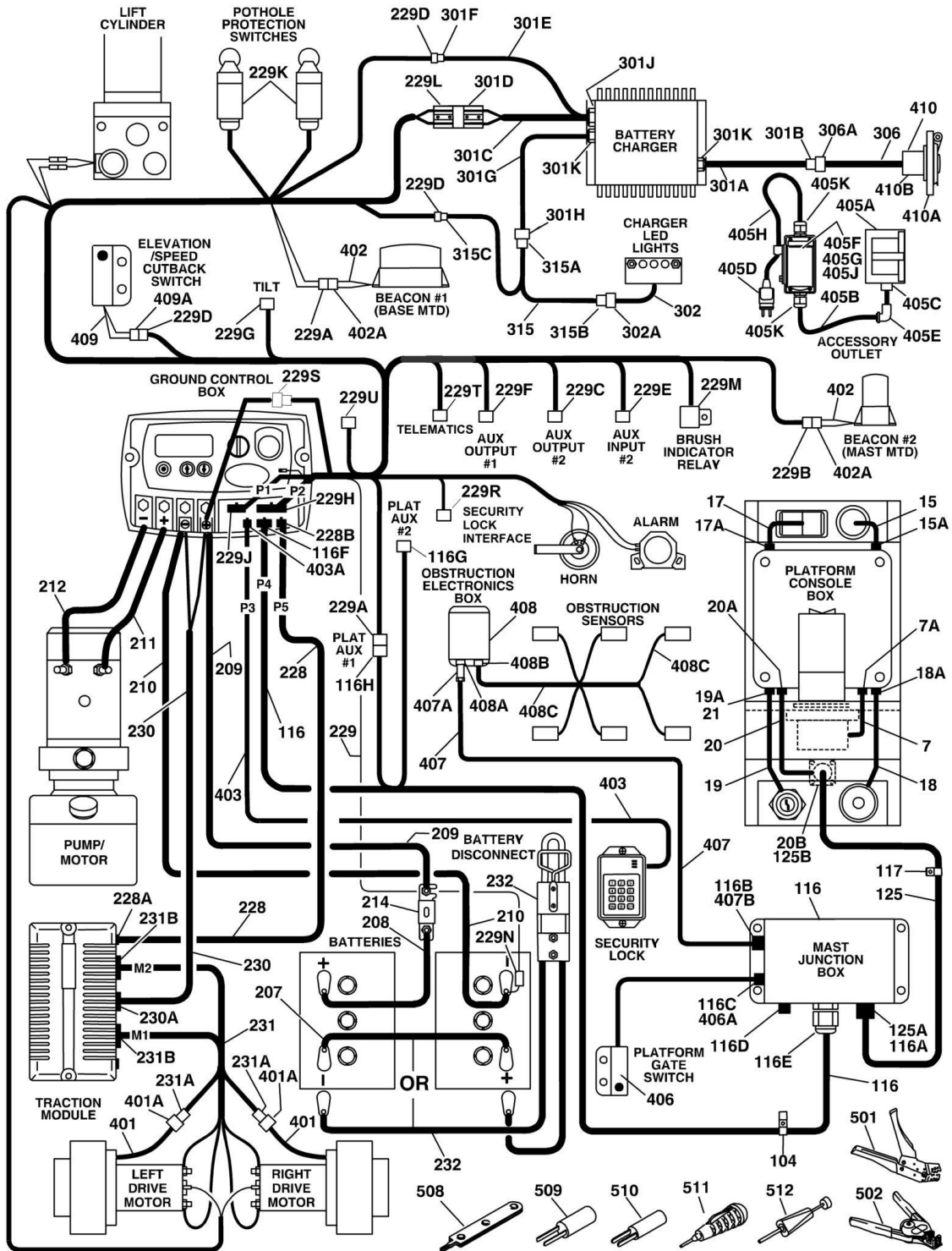
ITEM	PART NUMBER	QTY	DESCRIPTION	REV
	0274873	Ref	<b>HYDRAULIC COMPONENTS</b>	B
4	2110606	3	Fitting, Adapter	
5	2120183	1	Filter, In-Line	
6	2150606	3	Fitting, 45 Elbow	
7	2221123	1	Fitting, Straight	
8	2754652	1	Hose	
9	2754653	1	Hose	
		Ref	<b>LIFT CYLINDER ASSEMBLIES</b>	
	1684483	Ref	<b>Lift Cylinder Assemblies 15MVL/15MSP (Prior to SN 0130032831)</b>	F
	1684486	Ref	<b>Lift Cylinder Assemblies 20MVL/20MSP (Prior to SN 0130032831)</b>	G
101	2221173	2	Fitting, Push Coupling	
102	86561311	NLA	Fitting, Adapter (Use p/n 8770016)	
103	2220591	1	Fitting, Adapter	
		Ref	<b>TOOLS</b>	
	7027247	1	Tool, Perma-Push Insert Disconnect (Not Shown)	



**SECTION 7 - ELECTRICAL**

# SECTION 7 - ELECTRICAL

## FIGURE 7-1. ELECTRICAL COMPONENTS INSTALLATION



## SECTION 7 - ELECTRICAL

### FIGURE 7-1. ELECTRICAL COMPONENTS INSTALLATION

ITEM	PART NUMBER	QTY	DESCRIPTION	REV
		Ref	<b>PLATFORM CONTROL BOX COMPONENTS OPTIONS:</b>	
		Ref	<b>All Specs Except Australian Spec</b>	
	0861693	Ref	<b>All Specs Except Australian Spec (Prior to SN 0130010760)</b>	D
	1001098195	Ref	<b>All Specs Except Australian Spec (SN 0130010760 to Present)</b>	A
		Ref	<b>Australian Spec Only</b>	
	0861693	Ref	<b>Australian Spec Only (Prior to SN 0130010760)</b>	D
	1001098195	Ref	<b>Australian Spec Only (SN 0130010760 through 0130017845)</b>	A
	1001137010	Ref	<b>Australian Spec Only (SN 0130017846 to Present)</b>	A
7	See Note	1	Controller Harness (Note: Not Available - Purchase Complete Controller - See CONTROLS SECTION for Breakdown)	
7A	250201	1	Connector - 10 Position	
7A	4461023	9	Socket, Female	
15	4360567	1	Horn Harness (Includes Horn)	B
15A	250206	1	Connector - 2 Position	
15A	4461023	2	Socket, Female	
17	4923106	1	Drive/Lift Select Harness	B
17A	250200	1	Connector - 6 Position	
17A	4461023	3	Socket, Female	
18	4923107	1	Emergency Stop Harness	A
18A	250206	1	Connector - 2 Position	
18A	4461023	2	Socket, Female	
19	4923108	1	Keyswitch Harness	A
19A	250206	1	Connector - 2 Position	
19A	4461023	2	Socket, Female	
20	4923315	1	Power Harness	A
20A	4461041	1	Connector - 8 Position	
20A	4461023	6	Socket, Female	
20B	70001798	1	Connector - 9 Position	
20B	70001799	6	Pin, Male	
21	1001137026	1	Keyswitch Bypass Harness (Australian Spec) <b>(SN 0130017846 to Present)</b>	A
	0271273	Ref	<b>CABLES AND CONTROLS INSTALLATION</b>	O
104	1320149	3	Clamp, Cable	
116	4922559	1	Mast Harness	F
116	1060927	25 ft /7.62m	Cable, Electrical - 18/12	
116A	7023498	1	Connector - 9 Position	
116A	7023499	6	Pin, Male	
116B	7024302	1	Connector - 4 Position	
116B	70001799	4	Pin, Male	
116B	See Note	1	Cap, Dust (Clipper CL141001) (Note: Not Available for Purchase)	
116C	4460424	1	Connector - 2 Position	
116C	4460226	2	Socket, Female	
116D	4460424	1	Connector - 2 Position	
116D	4460267	2	Pin, Male	
116E	4460663	1	Connector, Strain Relief	
116F	250201	1	Connector - 10 Position	
116F	4461023	7	Socket, Female	
116G	4460326	1	Connector - 3 Position	

## SECTION 7 - ELECTRICAL

ITEM	PART NUMBER	QTY	DESCRIPTION	REV
116G	4460226	3	Socket, Female	
116H	4460320	1	Connector - 2 Position	
116H	4460226	2	Socket, Female	
117		Ref	Clamp, Loop	
117	1320043	NLA	Clamp, Loop (Use p/n 1320041) <b>(Prior to SN 0130009620)</b>	
117	1320041	2	Clamp, Loop <b>(SN 0130009620 to Present)</b>	
125	4923316	1	Platform Harness	A
125A	70001703	1	Connector - 9 Position	
125A	70001704	1	Backshell	
125A	70001705	6	Socket, Female	
125B	70001706	1	Connector - 9 Position	
125B	70001707	1	Backshell	
125B	70001708	6	Socket, Female	
		Ref	<b>ELECTRICAL SYSTEM INSTALLATIONS</b>	
	0274936	Ref	<b>2-12Volt AGM Batteries - All Specs Except CE Spec</b>	J
		Ref	<b>2-12 Volt AGM Batteries - CE Spec Only Options:</b>	
	0274936	Ref	<b>Electrical System Installations (Prior to SN 0130013441)</b>	J
	1001114754	Ref	<b>Electrical System Installations (SN 0130013441 to Present)</b>	D
	1001093807	Ref	<b>4-6Volt AGM Batteries - All Specs Except CE Spec</b>	F
	1001153721	Ref	<b>4-6Volt AGM Batteries - CE Spec Only</b>	B
201	0100051	AR	Grease, Terminal (Not Shown)	
207	1060939	Ref	Cable, Battery (B+ to B-) Options:	
207	1060939	1	Cable, Battery (B+ to B-) 2-12Volt (All Specs Except CE Spec)	
207	1060939	3	Cable, Battery (B+ to B-) 4-6Volt (All Specs Except CE Spec) (Note: Not all cables shown)	
207	1060939	2	Cable, Battery (B+ to B-) 4-6Volt (CE Specs Only) (Note: Not all cables shown)	
207	See Note	1	Boot, Red (Note: Not Available for Purchase)	
208	1060940	1	Cable, Battery (B+ to Fuse)	
208	See Note	2	Boot, Red (Note: Not Available for Purchase)	
209	1060941	1	Cable, Battery (Fuse to Ground Control +)	
209	See Note	2	Boot, Red (Note: Not Available for Purchase)	
210	1060942	1	Cable, Battery (B- to Ground Control -)	
210	See Note	2	Boot, Black (Note: Not Available for Purchase)	
211	1060943	1	Cable, Electrical (Ground Control + to Pump +)	
212	1060944	1	Cable, Electrical (Ground Control - to Pump -)	
213	3020038	AR	Grease, Contact CG60 (Not Shown)	
214	2400069	1	Fuse 175 Amp	
215	3020038	AR	Grease, Contact (Not Shown)	
228	4922560	1	Ground Control to Traction Module Harness	A
228A	See Note	NSS	Connector - 6 Position (Note: Use p/n 4922560)	
228B	See Note	NSS	Connector - 6 Position (Note: Use p/n 4922560)	
229		Ref	Main Harness Options:	
229	4923447	1	Main Harness <b>(Prior to SN 0130013544)</b>	F
229	1001103424	1	Main Harness <b>(SN 0130013544 to Present)</b>	C
229A	4460424	2	Connector - 2 Position	
229A	4460227	4	Pin, Male	
229B	4460424	1	Connector - 2 Position	
229B	4460267	2	Pin, Male	
229C	4460424	1	Connector - 2 Position	
229C	4460227	1	Pin, Male	
229C	4460226	1	Socket, Female	

## SECTION 7 - ELECTRICAL

ITEM	PART NUMBER	QTY	DESCRIPTION	REV
229D	4460320	AR	Connector - 2 Position	
229D	4460226	AR	Socket, Female	
229E	4460320	1	Connector - 2 Position	
229E	4460227	2	Pin, Male	
229F	4460320	1	Connector - 2 Position	
229F	4460227	1	Pin, Male	
229F	4460226	1	Socket, Female	
229G	4460445	1	Connector - 3 Position	
229G	4460227	3	Pin, Male	
229H	4460919	1	Connector - 20 Position	
229H	4460672	19	Socket, Female	
229J	4460920	1	Connector - 14 Position	
229J	4460672	14	Socket, Female	
229K		Ref	Switch, Limit (Pothole Protection) Options:	
229K	4360633	NLA	Switch, Limit (Use p/n 1001120485) <b>(Prior to SN 0130010194)</b>	
229K	4360702	2	Switch, Limit <b>(SN 0130010194 to Present)</b>	
229L	4460648	1	Connector, Anderson	
229M	3740069	2	Relay	
229M	3990010	2	Diode 6A/600V	
229N	1001102771	1	Sensor, Temperature <b>(SN 0130013544 to Present)</b>	
229R	1001197889	1	Connector - 4 Position	
229R	1001118156	3	Terminal	
229S	2400060	1	Fuseholder with Cover	
229S	8229242	1	Fuse 5 Amp	
229T	4460884	1	Plug, Male - 4 Position	
229T	4460465	4	Socket, Female	
229T	1001192401	1	Cap, Dust	
229U	250199	1	Connector - 4 Position	
229U	4460672	3	Terminal, Female	
230	4922671	1	Traction Module Power Harness	A
230A	4922671	1	Connector - 2 Position	
230A	See Note	NSS	Connector - 2 Position (Note: Use p/n 4922671)	
231	4933346	1	Drive Motor/Brake Electrical Diagram	D
231	4923383	1	Drive Motor/Brake Harness	E
231A	4460897	2	Connector - 2 Position	
231A	4460464	4	Pin, Male	
231B	4461108	2	Connector - 4 Position	
232	1001107805	1	Battery Cable Disconnect Assembly (CE Spec Only)	A
232	4460778	2	Connector, Anderson	
232	1060380	1	Lanyard	
232	1001113987	1	Handle	
232	1001107829	1	Block, Spacer (Not Shown - Located behind Disconnect)	
		Ref	<b>BATTERY CHARGER INSTALLATIONS</b>	
	0274875	Ref	<b>Charger with USA ANSI Spec Receptacle (Prior to SN 0130010884)</b>	B
	0274877	Ref	<b>Charger with Australian Spec Receptacle (Prior to SN 0130010884)</b>	B
	0274876	Ref	<b>Charger with Locally Supplied Country Spec Receptacle (All Specs) (SN 0130010884 to Present)</b>	E
301		Ref	Battery Charger Components	
301A	See Note	1	AC Cord (Note: Not Available for Purchase)	

## SECTION 7 - ELECTRICAL

ITEM	PART NUMBER	QTY	DESCRIPTION	REV
301B	See Note	1	Receptacle, Female (Note: Not Available for Purchase)	
301C	See Note	1	DC Harness (Note: Not Available for Purchase)	
301D	4460648	1	Connector, Anderson	
301E	See Note	1	Enable Harness (Note: Not Available for Purchase)	
301F	4460424	1	Connector, Male - 2 Position	
301F	4460267	2	Pin, Male	
301G	7022920	1	LED Board Connector Harness	
301H	4460899	1	Connector - 6 Position	
301H	4460464	4	Pin, Male	
301H	4460466	2	Seal	
301J	See Note	1	Connector, Strain Relief (Note: Not Available for Purchase)	
301K	See Note	2	Connector, Strain Relief (Note: Not Available for Purchase)	
302	0610131	1	Charger LED Harness (Includes PC Board)	F
302A	4460321	1	Connector - 4 Position	
302A	4460226	4	Socket, Female	
306	1060689	1	AC EXTENSION CORD	B
306A	See Note	1	Plug, Male (Note: Not Available for Purchase)	
315		Ref	Charger LED Extension Harness Options:	
315	4923378	1	Charger LED Extension Harness ( <b>Prior to SN 0130013544</b> )	B
315	1001103423	1	Charger LED Extension Harness ( <b>SN 0130013544 to Present</b> )	B
315A	4460894	1	Connector - 6 Position	
315A	4460465	4	Socket, Female	
315B	4460761	1	Connector - 4 Position	
315B	4460226	4	Socket, Female	
315C	4460424	1	Connector - 2 Position ( <b>SN 0130013176 to Present</b> )	
315C	4460267	2	Socket, Female ( <b>SN 0130013176 to Present</b> )	
		Ref	<b>MISCELLANEOUS HARNESS COMPONENTS</b>	
401	See Note	2	Motor/Brake Harness (Note: Not Available for Purchase)	
401A	4460891	2	Connector - 2 Position	
401A	4460465	4	Socket, Female	
402	See Note	2	Strobe Light Harness (Note: Not Available Individually - Purchase Complete Light)	
402A	4460320	2	Connector - 2 Position	
402A	4460226	4	Socket, Female	
403	See Note	1	Security Lock Harness (Optional) (Note: Not Available for Purchase)	
403A	250199	1	Connector - 4 Position	
403A	250220	4	Pin, Male	
404	See Note	1	12FT Height Limiter Switch Harness (Optional) (Not Shown) (Note: Not Available - Purchase p/n 4360515)	
404A	4460424	1	Connector - 2 Position	
404A	4460226	2	Socket, Female	
405		Ref	Accessory Outlet Components (Optional)	
405		Ref	Accessory Outlet Components ( <b>Prior to SN 0130010884</b> )	
405	0271295	Ref	110V/120V (MVL)	C
405	0271792	Ref	110V/120V (MSP)	D
405	0271296	Ref	220V/240V with ANSI Spec Plug and Receptacle (MVL)	C
405	0271793	Ref	220V/240V with ANSI Spec Plug and Receptacle (MSP)	D
405	0271791	Ref	220V/240V without Plug and Receptacle (MVL)	C
405	0271794	Ref	220V/240V without Plug and Receptacle (MSP)	D
405		Ref	Accessory Outlet Components ( <b>SN 0130010884 to Present</b> )	
405	1001096117	Ref	Accessories Power (All Specs)	B

## SECTION 7 - ELECTRICAL

ITEM	PART NUMBER	QTY	DESCRIPTION	REV
405	1001096118	Ref	110V GFI (ANSI, ANSI Export and CSA Spec)	D
405	1001096119	Ref	220V (ANSI and CSA Spec)	D
405	1001096120	Ref	220V CEE7 Post Ground (CE Spec Only) <b>(Prior to SN 0130021447)</b>	C
405	1001176200	Ref	220V CEE7 Post Ground (CE Spec Only) <b>(SN 0130021447 to Present)</b>	B
405	1001096121	Ref	220V CEE7 Side Ground (CE Spec Only) <b>(Prior to SN 0130021447)</b>	C
405	1001162455	Ref	220V CEE7 Side Ground (CE Spec Only) <b>(SN 0130021447 to Present)</b>	B
405	1001096122	Ref	220V CEE7 Keyed Ground (CE Spec Only)	C
405	1001096123	Ref	110V IEC 60309 Yellow (CE Spec Only)	B
405	1001096124	Ref	220V IEC 60309 Blue (CE Spec Only)	B
405	1001096125	Ref	220V No Plug (ANSI, ANSI Export and CE Spec)	C
405A		Ref	Box, Receptacle Options:	
405A	0860946	1	0271295, 0271792, 0271296, 0271793, 0271791 & 0271794 Installations	
405A	0861731	1	1001096117, 1001096119, 1001096120, 1001096121, 1001096122, & 1001096125 Installations	
405A	0861781	1	1001096123 & 1001096124 Installations	
405A		Ref	Cover, Receptacle Options:	
405A	4060700	1	0271295, 0271792, 1001096117, 1001096119, Installations	
405A	4060092	1	0271296, 0271793 Installations	
405A	4461244	1	1001096120 Installations	
405A	4461245	1	1001096121 Installations	
405A	4461246	1	1001096122 Installations	
405A	4461198	1	1001096123 Installations	
405A	4461201	1	1001096124 Installations	
405A	See Note	1	0271791, 0271794 & 1001096125 (Note: Not Available - Purchase Locally)	
405A		Ref	Receptacle, Female Options:	
405A	4460346	1	0271295, 0271792, 1001096117, Installations	
405A	4460125	1	0271296, 0271793, 1001096119 Installations	
405A	4461244	1	1001096120 Installations	
405A	4461245	1	1001096121 Installations	
405A	4461246	1	1001096122 Installations	
405A	4461198	1	1001096123 Installations	
405A	4461201	1	1001096124 Installations	
405A	See Note	1	0271791, 0271794 & 1001096125 (Note: Not Available - Purchase Locally)	
405B		Ref	Cable, Electrical - 12/3 Options:	
405B	1060948	AR	Cable, Electrical <b>(Prior to SN 0130010884)</b>	
405B	1001096449	AR	Cable, Electrical <b>(SN 0130010884 to Present)</b>	
405C		Ref	Connector, Strain Relief Options:	
405C	4460023	1	1001096118, 1001096119, 1001096120, 1001176200, 1001096121, 1001162455, 1001096122 & 1001096125 Installations <b>(Prior to SN 0130031738)</b>	
405C	4460662	1	1001096118, 1001096119, 1001176200, 1001162455, 1001096122 & 1001096125 Installation <b>(SN 0130031738 to Present)</b>	
405C	4460633	1	1001096123 & 1001096124 Installations	
405D		Ref	Plug, Male Options:	
405D	4460549	1	0271295, 0271792, 1001096117, Installations	

## SECTION 7 - ELECTRICAL

ITEM	PART NUMBER	QTY	DESCRIPTION	REV
405D	4460205	1	0271296, 0271793, 1001096119 Installations	
405D	4461202	1	1001096120 Installations	
405D	4461205	1	1001096121 Installations	
405D	4461249	1	1001096122 Installations	
405D	4461196	1	1001096123 Installations	
405D	4461199	1	1001096124 Installations	
405D	See Note	1	0271791, 0271794 & 1001096125 (Note: Not Available - Purchase Locally)	
405E	4460566	1	Connector, 90 <b>(Prior to SN 0130010884)</b>	
		Ref	<b>Note: Items 405F- 405KCE Specs Only.</b>	
405F	1001096612	1	Box and Circuit Breaker Assembly (Box with 2 Breakers)	C
405F	1001152484	1	Box and Circuit Breaker Assembly (Box with 3 Breakers)	B
405G	0861880	1	Box, Circuit Breaker (Box with 2 Breakers)	
405G	1001152483	1	Box, Circuit Breaker (Box with 3 Breakers)	
405H	1060908	4.5 ft /1.4m	Cable, Electric 12/3	
405J		Ref	Breaker, Circuit Options:	
405J	2400093	NLA	Breaker 16 Amp/30 mAmp Combination (Box with 2 Breakers) (Note: Use p/n 1001181045 as replacement) <b>(Prior to SN 0130012628)</b>	
405J	1001109475	NLA	Breaker 16 Amp (Box with 2 Breakers) (Use p/n 1001181045) <b>(SN 0130012628 through 0130022916)</b>	
405J	1001109482	NLA	Breaker 30 mAmp (Box with 2 Breakers) (Use p/n 1001181045) <b>(SN 0130012628 through 0130022916)</b>	
405J	1001181045	1	Breaker 16 Amp/30 mAmp Combination <b>(SN 0130022917 to Present)</b>	
405J	1001152479	NLA	Breaker 16 Amp Double (Box with 3 Breakers) (Use p/n 1001189172) <b>(Prior to SN 0130023270)</b>	
405J	1001189172	1	Breaker 16 Amp Double (Box with 3 Breakers) <b>(SN 0130023270 to Present)</b>	
405J	1001152482	NLA	Breaker 30 mAmp (Box with 3 Breakers) (Use p/n 1001189171) <b>(Prior to SN 0130023270)</b>	
405J	1001189171	1	Breaker 30 mAmp (Box with 3 Breakers) <b>(SN 0130023270 to Present)</b>	
405J	4460956	1	Terminal, Block End Barrier (Box with 2 Breakers)	
405J	4460957	1	Terminal, Block (Box with 2 Breakers)	
405K	1001097150	2	Connector, Strain Relief	
		Ref	Kit, Plug and Socket Options:	
	0275452	1	Receptacle Box Kit (220V CEE 7 Post Ground) (Includes Items 405A, & 405D) (1001096120 & 1001176200 Installation)	
	0275453	1	Receptacle Box Kit (220V CEE 7 Side Ground) (Includes Items 405A, & 405D) (1001096121 & 1001162455 Installation)	
	0275454	1	Receptacle Box Kit (220V CEE7 Keyed Ground) (Includes Items 405A, & 405D) (1001096122 Installation)	
	0275216	1	Receptacle Box Kit (110V IEC 60309 Yellow) (Includes Items 405A, & 405D) (1001096123 Installation)	
	0275217	1	Receptacle Box Kit (220V IEC 60309 Blue) (Includes Items 405A, & 405D) (1001096124 Installation)	
406	See Note	1	Platform Gate Switch Harness (Includes Switch) (Optional) (Note: Use p/n 4360517)	
406A	4460320	2	Connector - 2 Position	
406A	4460267	4	Pin, Male	
407	4922670	1	Obstruction Sensor Harness (Optional)	

## SECTION 7 - ELECTRICAL

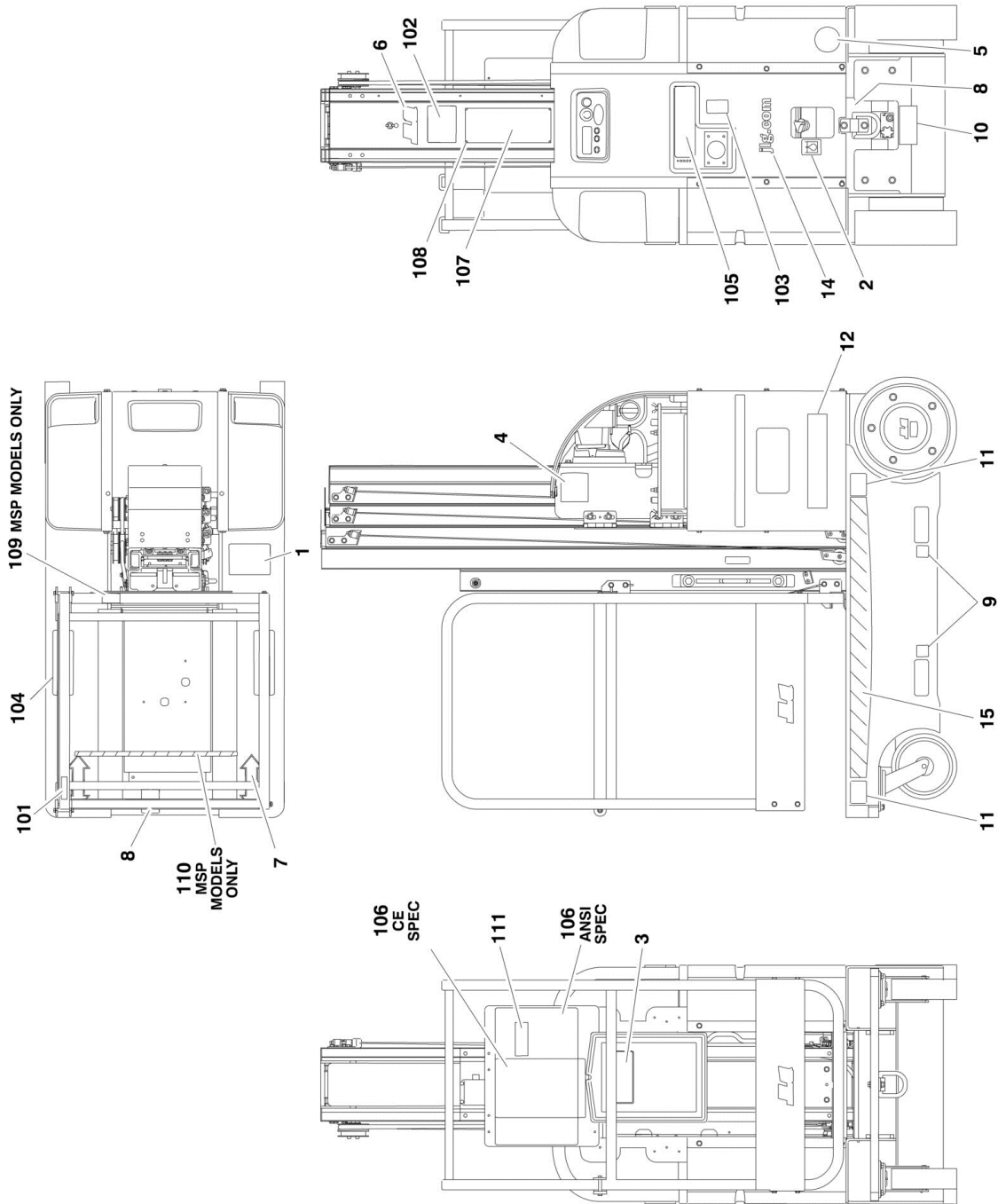
ITEM	PART NUMBER	QTY	DESCRIPTION	REV
407	1060687	2 ft/61cm	Cable, Electrical - 16/5	
407A	4460773	1	Connector, Backshell	
407A	4460772	1	Connector - 9 Position	
407A	4460776	3	Socket, Female	
407B	4460923	1	Connector, Backshell	
407B	4460922	1	Connector - 4 Position	
407B	4460776	3	Socket, Female	
408	1600309	1	Obstruction Sensor System (Optional) (MSP Only)	
408A	See Note	NSS	Connector - 9 Position (Note: Use p/n 1600309)	
408A	See Note	NSS	Pin (Note: Use p/n 1600309)	
408B	See Note	NSS	Connector, Strain Relief (Note: Use p/n 1600309)	
408C	See Note	1	Sensor Harness (Part of Sensor Assembly) (Not Available - Purchase p/n 2910760)	
409	See Note	1	Elevation/Speed Cutback Switch Harness (Includes Switch) (Note: Not Available Use p/n 4360514)	
409A	4460424	2	Connector - 2 Position	
409A	4460227	4	Pin, Male	
410		Ref	Charger Plug Installations Options:	
410	1001096871	Ref	Charger Plug 110V (ANSI, ANSI Export and CSA Spec)	B
410	1001096898	Ref	Charger Plug 220V (Australian Spec)	C
410	1001096899	Ref	Charger No Plug (ANSI Export and CE Spec)	B
410	1001096872	Ref	220V Post Ground (CE Spec)	C
410	1001096873	Ref	220V Side Ground (CE Spec)	B
410	1001096874	Ref	220V Keyed Ground (CE Spec)	B
410	1001096875	Ref	110V IEC 60309 Yellow (CE Spec)	B
410	1001096876	Ref	110V IEC 60309 Blue (CE Spec)	B
410A		Ref	Cover, Terminal Options:	
410A	4460802	1	1001096871, 1001096898 & 1001096899 Installations	
410A	1001097426	1	1001096872, 1001096873, 1001096874, 1001096875 & 1001096876 Installations	
410B		Ref	Terminal, Inlet Options:	
410B	4460803	1	1001096871 Installation	
410B	4460940	1	1001096898 Installation	
410B	4461202	1	1001096872 Installation <b>(Prior to SN 0130027730)</b>	
410B	44601205	1	1001096872 Installation <b>(SN 0130027730 to Present)</b>	
410B	4461205	1	1001096873 Installation	
410B	4461249	1	1001096874 Installation	
410B	4461196	1	1001096875 Installation	
410B	4461199	1	1001096876 Installation	
410B	Not Required	0	1001096899 Installation Charger with Locally Supplied Country Spec Receptacle	
		Ref	<b>TOOLS</b>	
501	7002821	Ref	Crimper (For Wire to Pin/Socket Connections)	
502	7002828	1	Stripper, Wire	
506	7002842	1	Brake Crimp Removal Tool (Not Shown)	
507	7002841	1	Motor Crimp Removal Tool (Not Shown)	
508	7016618	1	Molex Tool (For Ground Control Station Electrical Connectors)	
509	7002841	1	Intech Tool (For Drive Motor Electrical Connectors)	
510	7002842	1	Intech Tool (For Drive Motor Brake Electrical Connectors)	
511	7002847	1	Tyco / AMP Electronics Tool (For other General Electrical Connectors)	
512	7002848	1	Tyco / AMP Electronics Tool (For other General Electrical Connectors)	



**SECTION 8 - DECALS**

# SECTION 8 - DECALS

FIGURE 8-1. DECAL INSTALLATION (Prior to SN 0130016806)



## SECTION 8 - DECALS

**FIGURE 8-1. DECAL INSTALLATION (Prior to SN 0130016806)**

ITEM	PART NUMBER	QTY	DESCRIPTION	REV
		Ref	<b>COMMON DECAL INSTALLATION</b>	
	0275109	Ref	<b>Common Decal Installation 15MSP</b>	B
	0275107	Ref	<b>Common Decal Installation 15MVL</b>	B
	0275110	Ref	<b>Common Decal Installation 20MSP</b>	B
	0275108	Ref	<b>Common Decal Installation 20MVL</b>	B
1	1700584	1	Decal - Patent (Prior to SN 0130016806)	
2	1701504	1	Decal - Hydraulic Oil	
3	1701509	1	Decal - Manual	
4	See Note	1	Decal - Bar Code (Note: Not Available for Purchase)	
5	1703072	1	Decal - No Forklift	
6	1703681	1	Decal - JLG	
7	1703687	2	Decal - Arrow	
8	1703814	2	Decal - Tie Down	
9	1703817	4	Decal - Fork Lift	
10	1705016	1	Decal - Manual Descent	
11	1705059	4	Decal - Wheel Load	
12		Ref	Decal - Model Designation Options:	
12	1706745	2	Decal - Model Designation 15MSP	
12	1706744	2	Decal - Model Designation 15MVL	
12	1706747	2	Decal - Model Designation 20MSP	
12	1706746	2	Decal - Model Designation 20MVL	
14	1706764	1	Decal - Website	
15		Ref	Tape, Safety Options:	
15	4420051	68 in /1.73m	Tape, Safety MSP	
15	Not Required	0	Tape, Safety MVL	
		Ref	<b>SPEC DECAL INSTALLATION</b>	
		Ref	<b>Spec Decal Installation 15MSP</b>	
	0275165	Ref	<b>ANSI and CSA Specs (English Language)</b>	D
	0275167	Ref	<b>Australian and CE Specs</b>	A
	0275169	Ref	<b>Brazil Spec</b>	B
	0275166	Ref	<b>CSA Spec (French Language)</b>	C
	0275170	Ref	<b>Chinese Specs</b>	B
	0275168	Ref	<b>Latin American Specs</b>	B
		Ref	<b>Spec Decal Installation 15MVL</b>	
	0275171	Ref	<b>ANSI and CSA Specs (English Language)</b>	C
	0275173	Ref	<b>Australian and CE Specs</b>	D
	0275175	Ref	<b>Brazil Spec</b>	B
	0275172	Ref	<b>CSA Spec (French Language)</b>	C
	0275176	Ref	<b>Chinese Specs</b>	B
	0275174	Ref	<b>Latin American Specs</b>	B
		Ref	<b>Spec Decal Installation 20MSP</b>	
	0275177	Ref	<b>ANSI and CSA Specs (English Language)</b>	D
	0275883	Ref	<b>Latin American Specs</b>	B
	1001116476	Ref	<b>CSA SPEC (FRENCH LANGUAGE)</b>	A
		Ref	<b>Spec Decal Installation 20MVL</b>	
	0275159	Ref	<b>ANSI and CSA Specs (English Language)</b>	C
	0275161	Ref	<b>Australian and CE Specs</b>	C
	0275163	Ref	<b>Brazil Spec</b>	B
	0275160	Ref	<b>CSA Spec (French Language)</b>	C

## SECTION 8 - DECALS

ITEM	PART NUMBER	QTY	DESCRIPTION	REV
	0275164	Ref	<b>Chinese Specs</b>	B
	0275162	Ref	<b>Latin American Specs</b>	B
101		Ref	Decal - Control Box Location Options:	
101	1703684	1	ANSI and CSA Specs (English Language)	
101	1705959	1	Australian and CE Specs	
101	1703686	1	Brazil Spec	
101	1705959	1	CSA Spec (French Language)	
101	1703751	1	Chinese Specs	
101	1703685	1	Latin American Specs	
102		Ref	Decal - USA Options:	
102	1703779	1	ANSI and CSA Specs (English Language) Only ( <b>Prior to SN 0130012266</b> )	
102	3251813	1	ANSI and CSA Specs (English Language) Only ( <b>SN 0130012666 through 01300138832</b> )	
102	Not Required	0	All Other Specs Except ANSI and CSA Specs (English Language)	
103		Ref	Decal - Warning Fire Hazard Options:	
103	1703785	1	ANSI and CSA Specs (English Language)	
103	1705803	1	Australian and CE Specs	
103	1704023	1	Brazil Spec	
103	1704797	1	CSA Spec (French Language)	
103	1704079	1	Chinese Specs	
103	1704031	1	Latin American Specs	
104		Ref	Decal - Crushing Hazard Options:	
104	1703786	2	ANSI and CSA Specs (English Language)	
104	1705099	2	Australian and CE Specs	
104	1704024	2	Brazil Spec	
104	1704039	2	CSA Spec (French Language)	
104	1704081	2	Chinese Specs	
104	1704032	2	Latin American Specs	
105		Ref	Decal - Battery Charging Instructions Options:	
105	1705834	1	ANSI and CSA Specs (English Language)	
105	1705958	1	Australian and CE Specs	
105	1705860	1	Brazil Spec	
105	1705958	1	CSA Spec (French Language)	
105	1705862	1	Chinese Specs	
105	1705958	1	Latin American Specs	
106		Ref	Decal - Warning/Instruction Options:	
106		Ref	Decal - Warning/Instruction 15MSP:	
106	1706356	1	ANSI and CSA Specs (English Language) ( <b>Prior to SN 0130009404</b> )	
106	1001091177	1	ANSI and CSA Specs (English Language) ( <b>SN 0130009404 through 0130016806</b> )	
106	1705962	1	Australian and CE Specs	
106	1706364	1	Brazil Spec	
106	1706362	1	CSA Spec (French Language)	
106	1706365	1	Chinese Specs	
106		Ref	Decal - Warning/Instruction 15MVL:	
106	1706363	1	Latin American Specs	
106	1706357	NLA	ANSI and CSA Specs (English Language) (Use p/n 1001117179) ( <b>Prior to SN 0130013832</b> )	
106	1001117179	1	ANSI and CSA Specs (English Language) ( <b>SN 0130013832 to Present</b> )	

## SECTION 8 - DECALS

ITEM	PART NUMBER	QTY	DESCRIPTION	REV
106	1705963	NLA	Australian and CE Specs (Use p/n 1001117181) <b>(Prior to SN 0130013832)</b>	
106	1001117181	1	Australian and CE Specs <b>(SN 0130013832 to Present)</b>	
106	1706368	NLA	Brazil Spec (Use p/n 1001117183)	
106	1706366	NLA	CSA Spec (French Language) (Use p/n 1001117180) <b>(Prior to SN 0130013832)</b>	
106	1001117180	1	CSA Spec (French Language) <b>(SN 0130013832 to Present)</b>	
106	1706369	NLA	Chinese Specs (Use p/n 1001117184) <b>(Prior to SN 0130013832)</b>	
106	1001117184	1	Chinese Specs <b>(SN 0130013832 to Present)</b>	
106	1706367	NLA	Latin American Specs (Use p/n 1001117182) <b>(Prior to SN 0130013832)</b>	
106	1001117182	1	Latin American Specs <b>(SN 0130013832 to Present)</b>	
106		Ref	Decal - Warning/Instruction 20MSP:	
106	1706370	1	ANSI and CSA Specs (English Language) <b>(Prior to SN 0130009404)</b>	
106	1001091178	1	ANSI and CSA Specs (English Language) <b>(SN 0130009404 through 0130016806)</b>	
106	1001116477	1	CSA Spec (French Language)	
106	1707137	1	Latin American Specs	
106		Ref	Decal - Warning/Instruction 20MVL:	
106	1706358	NLA	ANSI and CSA Specs (English Language) (Use p/n 1001117185)	
106	1705960	1	Australian and CE Specs	
106	1706361	NLA	Brazil Spec (Use p/n 1001117187) <b>(Prior to SN 0130013832)</b>	
106	1001117187	1	Brazil Spec <b>(SN 0130013832 to Present)</b>	
106	1706359	NLA	CSA Spec (French Language) (Use p/n 1001117186) <b>(Prior to SN 0130013832)</b>	
106	1001117186	1	CSA Spec (French Language) <b>(SN 0130013832 to Present)</b>	
106	1706355	NLA	Chinese Specs (Use p/n 1001117189) <b>(Prior to SN 0130013832)</b>	
106	1001117189	1	Chinese Specs <b>(SN 0130013832 to Present)</b>	
106	1706360	NLA	Latin American Specs (Use p/n 1001117188) <b>(Prior to SN 0130013832)</b>	
106	1001117188	1	Latin American Specs <b>(SN 0130013832 to Present)</b>	
107	See Note	NSS	Nameplate - Serial Number (Note: Not Available for Purchase)	
108	3820031	4	Rivet	
109		Ref	Decal - Fall Hazard Options:	
109		Ref	MSP:	
109	1704366	1	ANSI and CSA Specs (English Language)	
109	1705965	1	Australian and CE Specs	
109	1705142	1	Brazil Spec	
109	1704804	1	CSA Spec (French Language)	
109	1704970	1	Chinese Specs	
109	1705141	1	Latin American Specs	
109	Not Required	0	Decal - Fall Hazard MVL	
110		Ref	Decal - Close Gate Options:	
110		Ref	MSP:	
110	1704469	1	ANSI and CSA Specs (English Language)	
110	1705964	1	Australian and CE Specs	
110	1705154	1	Brazil Spec	
110	1705156	1	CSA Spec (French Language)	
110	1705155	1	Chinese Specs	

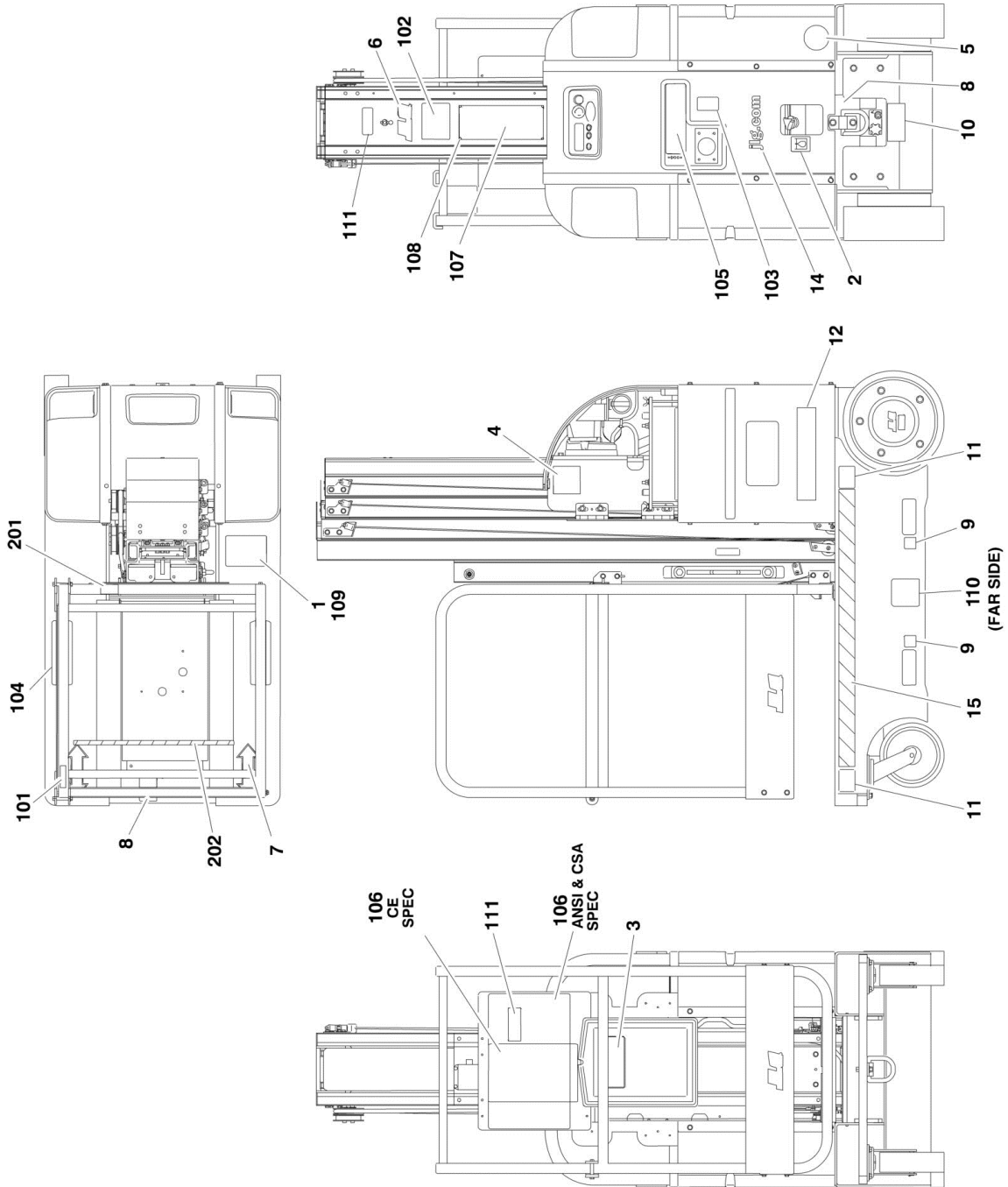
## SECTION 8 - DECALS

ITEM	PART NUMBER	QTY	DESCRIPTION	REV
110	1705153	1	Latin American Specs	
110	Not Required	0	MVL	
111	1705966	1	Decal - Stock Pick Only (15MSP with Australian and CE Specs Only)	



# SECTION 8 - DECALS

FIGURE 8-2. DECAL INSTALLATION (SN 0130016806 to Present)



## SECTION 8 - DECALS

**FIGURE 8-2. DECAL INSTALLATION (SN 0130016806 to Present)**

ITEM	PART NUMBER	QTY	DESCRIPTION	REV
		Ref	<b>COMMON DECAL INSTALLATION</b>	
	0275109	Ref	<b>Common Decal Installation 15MSP</b>	C
	0275107	Ref	<b>Common Decal Installation 15MVL</b>	C
	0275110	Ref	<b>Common Decal Installation 20MSP</b>	C
	0275108	Ref	<b>Common Decal Installation 20MVL</b>	C
1	1700584	1	Decal - Patent	
2	1701504	1	Decal - Hydraulic Oil	
3	1701509	1	Decal - Manual	
4	See Note	1	Decal - Bar Code (Note: Not Available for Purchase)	
5	1703072	1	Decal - No Forklift	
6	1703681	1	Decal - JLG	
7	1703687	2	Decal - Arrow	
8	1703814	2	Decal - Tie Down	
9	1703817	4	Decal - Fork Lift	
10	1705016	1	Decal - Manual Descent	
11	1705059	4	Decal - Wheel Load	
12		Ref	Decal - Model Designation Options:	
12	1706745	2	Decal - Model Designation 15MSP	
12	1706744	2	Decal - Model Designation 15MVL	
12	1706747	2	Decal - Model Designation 20MSP	
12	1706746	2	Decal - Model Designation 20MVL	
14	1706764	1	Decal - Website	
15		Ref	Tape, Safety Options:	
15	4420051	68 in /1.73m	Tape, Safety MSP	
15	Not Required	0	Tape, Safety MVL	
		Ref	<b>SPEC DECAL INSTALLATION</b>	
		Ref	<b>Spec Decal Installation 15MSP/15MVL</b>	
	0275171	Ref	<b>ANSI and CSA Specs (English Language)</b>	F
	0275173	Ref	<b>Australian and CE Specs</b>	D
	0275175	Ref	<b>Brazil Spec</b>	D
	0275172	Ref	<b>CSA Spec (French Language)</b>	F
	1001163449	Ref	<b>CSA Spec (French/English Languages)</b>	B
	0275176	Ref	<b>Chinese Specs</b>	D
	0275174	Ref	<b>Latin American Specs</b>	E
		Ref	<b>Spec Decal Installation 20MSP/20MVL</b>	
	0275159	Ref	<b>ANSI and CSA Specs (English Language)</b>	F
	0275161	Ref	<b>Australian and CE Specs</b>	C
	0275163	Ref	<b>Brazil Spec</b>	D
	0275160	Ref	<b>CSA Spec (French Language)</b>	F
	1001163450	Ref	<b>CSA Spec (French/English Languages)</b>	B
	0275164	Ref	<b>Chinese Specs</b>	D
	0275162	Ref	<b>Latin American Specs</b>	D
101		Ref	Decal - Control Box Location Options:	
101	1703684	1	ANSI and CSA Specs (English Language)	
101	1705959	1	Australian and CE Specs	
101	1703686	1	Brazil Spec	
101	1705959	1	CSA Spec (French Language and French/English Languages)	
101	1703751	1	Chinese Specs	
101	1703685	1	Latin American Specs	

## SECTION 8 - DECALS

ITEM	PART NUMBER	QTY	DESCRIPTION	REV
102		Ref	Decal - USA Options:	
102	3251813	1	ANSI and CSA Specs (English Language) Only	
102	Not Required	0	All Other Specs Except ANSI and CSA Specs (English Language)	
103		Ref	Decal - Warning Fire Hazard Options:	
103	1703785	1	ANSI and CSA Specs (English Language)	
103	1705803	1	Australian and CE Specs	
103	1704023	1	Brazil Spec	
103	1704797	1	CSA Spec (French Language)	
103	1001162897	1	CSA Spec (French/English Languages)	
103	1704079	1	Chinese Specs	
103	1704031	1	Latin American Specs	
104		Ref	Decal - Crushing Hazard Options:	
104	1703786	2	ANSI and CSA Specs (English Language)	
104	1705099	2	Australian and CE Specs	
104	1704024	2	Brazil Spec	
104	1704039	2	CSA Spec (French Language)	
104	1001162894	2	CSA Spec (French/English Languages)	
104	1704081	2	Chinese Specs	
104	1704032	2	Latin American Specs	
105		Ref	Decal - Battery Charging Instructions Options:	
105	1705834	1	ANSI and CSA Specs (English Language)	
105	1705958	1	Australian and CE Specs	
105	1705860	1	Brazil Spec	
105	1705958	1	CSA Spec (French/English Languages)	
105	1705862	1	Chinese Specs	
105	1705958	1	Latin American Specs	
106		Ref	Decal - Warning/Instruction Options:	
106		Ref	Decal - Warning/Instruction 15MSP/15MVL:	
106	1001117179	1	ANSI and CSA Specs (English Language)	
106	1001117181	1	Australian and CE Specs	
106	1001117183	1	Brazil spec	
106	1001117180	1	CSA spec (French Language)	
106	1001162888	1	CSA spec (French/English Languages)	
106	1001117184	1	Chinese Specs	
106	1001117182	1	Latin American Specs	
106		Ref	Decal - Warning/Instruction 20MSP/20MVL:	
106	1001117185	1	ANSI and CSA Specs (English Language)	
106	1705960	1	Australian and CE Specs	
106	1001117187	1	Brazil spec	
106	1001117186	1	CSA spec (French Language)	
106	1001162895	1	CSA spec (French/English Languages)	
106	1001117189	1	Chinese Specs	
106	1001117188	1	Latin American Specs	
107	See Note	1	Nameplate - Serial Number (Note: Not Available for Purchase)	
108	3820031	4	Rivet	
109		Ref	Decal - Patent Options:	
109	1001121273	1	ANSI and CSA Specs Only	
109	Not Required	0	All Other Specs Except ANSI and CSA Specs	
110		Ref	Decal - Yearly Inspection	
110	1001223055	1	ANSI Spec	
110	Not Required	0	Australian and CE Specs	

## SECTION 8 - DECALS

ITEM	PART NUMBER	QTY	DESCRIPTION	REV
110	1001224052	1	Brazil Spec	
110	1001223971	1	CSA Spec	
110	1001224051	1	Chinese Spec	
110	1001224049	1	Latin American Spec	
111		Ref	Decal - ICES	
111	Not Required	0	All Specs Except ANSI and CSA Specs	
111	1001228370	1	ANSI and CSA Specs	
		Ref	<b>DECAL INSTALLATION</b>	
	0275179	Ref	<b>PLATFORM FOLDING SIDERAILS</b>	C
	0275180	Ref	<b>PLATFORM FIXED SIDERAILS</b>	C
201	1704469		Decal - Close Gate	
202	1704366		Decal - Fall Hazard	



**SECTION 9 - RECOMMENDED SERVICE PARTS STOCK**

**SECTION 9 - RECOMMENDED SERVICE PARTS STOCK**

## SECTION 9 - RECOMMENDED SERVICE PARTS STOCK

FIGURE 9-1. MVL AND MSP SERIES SERVICE PARTS

ITEM	PART NUMBER	QTY	DESCRIPTION	REV
		Ref	<b>Note: The following list will service one machine (built to current production per date on the front cover) with emergency repair parts which can be installed in the field. Parts from the list should be replaced when inventory is depleted to keep service parts stock supplied. For further information, contact your JLG dealer or the JLG Industries Parts Department.</b>	
		Ref	<b>STANDARD PARTS</b>	
	7026165	1	Filter	
	70001025	1	Breather	
	2400069	2	Fuse	
	4360514	1	Switch, Proximity	
	1001098192	1	Controller	
	4360467	1	Keypad	
	2860030	1	Key, Replacement	
	4360562	1	Switch, Emergency Stop	
	4360567	1	Switch, Push Button	
	4360581	1	Switch, Rocker	
	7026622	1	Coil	
	3740069	1	Relay	
	3990010	2	Diode	
		Ref	<b>VARIABLE PARTS</b>	
	1001102847	NLA	Traction Module ( <b>Prior to SN 0130032829</b> )	
	1001231450	1	Traction Module ( <b>SN 0130032829 to Present</b> )	
	1600435	1	Ground Module (All Specs except Australian, Chinese & Japanese Specs)	
	1001136954	1	Ground Module (Australian Specs)	
	1600436	1	Ground Module (Chinese & Japanese Specs)	
	4360515	1	Switch, Proximity (Machines with Lift or Height Limiter)	
	1600378	1	Platform Module	
	2940074	1	Latch, Platform Gate (with Swing Gate)	
	4360702	1	Switth, Limit	

**SECTION 10 - SPECIAL OPTIONS**

# SECTION 10 - SPECIAL OPTIONS

## FIGURE 10-1. SPECIAL OPTIONS

ITEM	PART NUMBER	QTY	DESCRIPTION	REV
		Ref	<b>Note: This list is to accomodate machines ordered with special equipment. Options may not be applicable to all models. For more specific parts information contact JLG Parts Department.</b>	
		Ref	<b>SPECIAL OPTION INSTALLATIONS</b>	
	1001103694	Ref	<b>Battery Kit, 4-6V Batteries (MVL and MSP)</b>	
		Ref	<b>Bicycle Carrier Options (MSP only - ANSI, ANSI Export and Australian Specs only):</b>	
	0272914	Ref	<b>One Side</b>	
	0272984	Ref	<b>Both Sides</b>	
	1001188326	Ref	<b>Circuit Breaker Installation</b>	
	1001229107	Ref	<b>3-Wire Connection (ANSI and CSA Specs) (SN 0130031738 to Present)</b>	
	1001233237	Ref	<b>3-Wire Connection (CE Specs) (SN 0130031738 to Present)</b>	
		Ref	<b>Container, Shipping Skid Options:</b>	
	1580035	1	<b>27 X 23 PLATFORM</b>	
	1580037	1	<b>28 X 48 PLATFORM</b>	
		Ref	<b>Decal Options:</b>	
	1001201038	Ref	<b>Decal - Blueline Rental (20MVL)</b>	
	1001224044	Ref	<b>Decal - Blueline Rental (15/20MVL)</b>	
	1001155074	Ref	<b>Decal - Boels</b>	
	0275156	Ref	<b>Decal - Circuit City</b>	
	1001229712	Ref	<b>Decal - ClearSky (SN 0130031738 to Present)</b>	
	0275721	NLA	<b>Decal - CSG 24/7 Service (Use p/n 0272934)</b>	
	1001214031	Ref	<b>Decal - EAC (Russian/CIS Specs)</b>	
	1001229323	Ref	<b>Decal - Herc Rentals (20MVL)</b>	
	0271256	Ref	<b>Decal - House 2 Home Specs</b>	
	0270873	Ref	<b>Decal - Home Depot Specs</b>	
	0271290	Ref	<b>Decal - Home Depot Interior Specs</b>	
	1001177688	Ref	<b>Decal - No Brand</b>	
	0275157	Ref	<b>Decal - Office Max Specs</b>	
	1001102723	Ref	<b>Decal - RSC Specs</b>	
	0272934	Ref	<b>Decal - Service (Grainger World Wide Specs)</b>	
	0272934	Ref	<b>Decal - Service (Home Depot, K-Mart and Sears Specs)</b>	
	1001097846	Ref	<b>Decal - Sunbelt Rentals Spec (Prior to SN 0130023071)</b>	
	1001197837	Ref	<b>Decal - Sunbelt Rentals (15 MVL) (SN 0130023075 to Present)</b>	
	1001197839	Ref	<b>Decal - Sunbelt Rentals (20 MVL) (SN 0130023075 to Present)</b>	
	1001237013	Ref	<b>Decal - Synergy Equipment</b>	
	0275158	Ref	<b>Decal - Target Spec</b>	
	1001097847	Ref	<b>Decal - United Rentals Spec</b>	
	0273101	Ref	<b>Decal - UPS Specs</b>	
	0270641	Ref	<b>Decal - Wal-Mart Specs</b>	
		Ref	<b>Electrical Connector Kits</b>	
	1001148902	Ref	<b>Amp Connector Kit</b>	
	1001148903	Ref	<b>Deutsch DT Connector Kit</b>	
	1001148904	Ref	<b>Deutsch HD Connector Kit</b>	
	1001148905	Ref	<b>Packard Connector Kit</b>	
	1001148906	Ref	<b>Various Connector Kit</b>	
	0255040	Ref	<b>Fluorescent Tube Caddy</b>	
	1001112958	Ref	<b>Gate Alarm Installation (Wal-Mart and UPS Only)</b>	

## SECTION 10 - SPECIAL OPTIONS

ITEM	PART NUMBER	QTY	DESCRIPTION	REV
	0272022	Ref	<b>Gate Interlock Assembly (MSP Only)</b>	
	0273000	Ref	<b>Hydraulic Oil Installation (Fire Resistant)</b>	
	1704412	1	Decal - Hydraulic Oil	
	2300014	Ref	Hydraulic Oil - Mobil 424	
	2300021	Ref	Hydraulic Oil - Union Carbide Ucon HP5046 Fire Resistant	
	3128199	Ref	<b>Inspection Packet (ANSI and CSA Spec)</b>	
	0273590	Ref	<b>Light Box Attachment (MSP Only - ANSI and ANSI Export Specs Only)</b>	
	1001231706	Ref	Mast Protection Kit	
	0271198	Ref	<b>Rug Carrier Installation (15MSP Only)</b>	
	0220008	Ref	<b>Safety Belt</b>	
	0220017	Ref	<b>Safety Harness</b>	
	1001200310	Ref	<b>Telematics Installation Options (Customer Supplied):</b>	
	1001195610	Ref	<b>Telematics Installation (United Rentals)</b>	
	1001228363	Ref	<b>Telematics Installation (Herc Rentals)</b>	
	0255036	Ref	<b>Tool Tray</b>	
		Ref	<b>Tools</b>	
	0100048	AR	Compound, Silicone (Use on connectors/receptacles)	
	7002821	1	Crimper (For Wire to Pin/Socket Connections)	
	7002828	1	Stripper, Wire	
	7024361	1	Calibration Tool	
	7002842	1	Brake Crimp Removal Tool (Not Shown)	
	7002841	1	Motor Crimp Removal Tool (Not Shown)	
	7016618	1	Molex Tool (For Ground Control Station Electrical Connectors)	
	7002841	1	Intech Tool (For Drive Motor Electrical Connectors)	
	7002842	1	Intech Tool (For Drive Motor Brake Electrical Connectors)	
	7002847	1	Tyco / AMP Electronics Tool (For other General Electrical Connectors)	
	7002848	1	Tyco / AMP Electronics Tool (For other General Electrical Connectors)	
	2915230	Ref	Battery Charger Reprogram Controller	
		Ref	<b>Video Options:</b>	
	3125029	NLA	<b>MSP (Use p/n 31201387)</b>	
	3125030	NLA	<b>MSP (Home Depot Spec) (Use p/n 31201387)</b>	
	3125049	NLA	<b>MSP (Rug and Bicycle Carrier) (Use p/n 31201387)</b>	
	3125028	NLA	<b>MVL (Use p/n 31201387)</b>	



**PART NUMBER INDEX**

# PART NUMBER INDEX

0060087.....	61	0274869.....	21	0440268.....	55, 57	0861731.....	47, 123
0060089.....	17	0274870.....	21	0561149.....	63	0861767.....	51
0100011.....	11, 12, 17, 21, 23, 29, 45, 48, 51, 61, 75, 79, 83, 87, 91, 95, 97, 99, 105	0274873.....	29, 115	0561308.....	63	0861781.....	47, 123
0100019.....	21, 55, 57, 83	0274875.....	37, 121	0561309.....	63	0861880.....	48, 124
0100035.....	17, 37, 46, 103	0274876.....	38, 41, 121	0561336.....	63	0902047.....	61
0100048.....	143	0274877.....	38, 121	0561337.....	63	0902297.....	64
0100051.....	120	0274886.....	21	0561341.....	61	0902422.....	61
0100062.....	63	0274887.....	21	0561408.....	63	0902423.....	63
0120006.....	19	0274889.....	19	0610131.....	38, 41, 122	0902424.....	61
0140011.....	55, 57	0274890.....	19	0630440.....	46	0902431.....	61
0140022.....	29	0274891.....	19	0630457.....	100	0902445.....	61
0140033.....	29	0274905.....	29	0630464.....	51	0902698.....	61
0220008.....	143	0274906.....	29	0630552.....	37	0902775.....	61
0220017.....	143	0274936.....	17, 37, 120	0630570.....	55, 57	0902836.....	19
0255036.....	143	0274940.....	63	0630572.....	83	0902877.....	72, 80
0255040.....	142	0274941.....	63	0630580.....	11	0903205.....	51
0258586.....	79	0275003.....	17	0641404.....	29, 38, 41, 91	0903374.....	38, 41
0258588.....	71	0275107.....	129, 135	0641405.....	19	0940049.....	83, 87
0270641.....	142	0275108.....	129, 135	0641406.....	17, 23, 61	0940083.....	97, 99
0270873.....	142	0275109.....	129, 135	0641407.....	12, 21, 46, 61	0940105.....	12
0271198.....	143	0275110.....	129, 135	0641408.....	61, 67, 71, 75, 79	0940106.....	105
0271256.....	142	0275156.....	142	0641410.....	61	0940107.....	105
0271267.....	71	0275157.....	142	0641412.....	45	0940108.....	12
0271270.....	79	0275158.....	142	0641414.....	67, 71, 75, 79	0961892.....	97, 99
0271273.....	45, 119	0275159.....	129, 135	0641415.....	100	0962288.....	103
0271290.....	142	0275160.....	129, 135	0641416.....	57, 75, 80, 92, 95, 97, 99, 105	0962337.....	83, 87
0271294.....	103	0275161.....	129, 135	0641418.....	57, 88	1001091177.....	130
0271295.....	45, 122	0275162.....	130, 135	0641422.....	92, 95	1001091178.....	131
0271296.....	46, 122	0275163.....	129, 135	0641508.....	38, 41, 95, 97, 99	1001091466.....	95
0271297.....	64	0275164.....	130, 135	0641606.....	29	1001091663.....	23
0271791.....	46, 122	0275165.....	129	0641607.....	11, 25, 48, 64	1001091672.....	23
0271792.....	46, 122	0275166.....	129	0641608.....	11	1001091676.....	23
0271793.....	46, 122	0275167.....	129	0641609.....	11, 21, 23	1001093801.....	23
0271794.....	46, 122	0275168.....	129	0641612.....	64	1001093804.....	23
0271823.....	87	0275169.....	129	0641614.....	19	1001093805.....	23
0271936.....	83	0275170.....	129	0641616.....	83, 87, 91, 99	1001093806.....	23
0271946.....	11	0275171.....	129, 135	0641618.....	12, 67, 75	1001093807.....	17, 41, 120
0271962.....	37, 41	0275172.....	129, 135	0641620.....	55, 57, 83, 87, 91, 99	1001093808.....	19
0271981.....	29	0275173.....	129, 135	0641622.....	99	1001096054.....	46
0271982.....	29	0275174.....	129, 135	0641628.....	12, 55, 57	1001096117.....	46, 122
0272022.....	143	0275175.....	129, 135	0641628.....	12, 55, 57	1001096118.....	46, 123
0272329.....	29	0275176.....	129, 135	0641812.....	61	1001096119.....	46, 47, 123
0272524.....	88	0275177.....	129	0681812.....	61	1001096120.....	46, 123
0272716.....	95	0275178.....	99	0720805.....	75, 80	1001096121.....	46, 123
0272718.....	64	0275179.....	87, 137	0721004.....	84, 88	1001096122.....	46, 123
0272812.....	91	0275180.....	83, 137	0721006.....	46, 48, 71, 79	1001096123.....	46, 123
0272914.....	142	0275181.....	91	0721008.....	83, 87, 91	1001096124.....	46, 123
0272934.....	142	0275216.....	47, 124	0741006.....	37, 41, 61	1001096125.....	46, 47, 123
0272984.....	142	0275217.....	47, 124	0741605.....	29	1001096421.....	48
0273000.....	143	0275366.....	12, 105	0741606.....	61	1001096449.....	47, 123
0273006.....	11	0275440.....	12	0791404.....	51	1001096612.....	48, 124
0273053.....	95	0275452.....	47, 124	0791610.....	55, 57	1001096767.....	47
0273101.....	142	0275453.....	47, 124	0791616.....	97	1001096871.....	38, 41, 125
0273144.....	55, 57	0275454.....	47, 124	0791620.....	95, 97	1001096872.....	38, 125
0273266.....	55	0275721.....	142	0801541.....	21, 23, 61	1001096873.....	38, 125
0273267.....	55, 57	0275883.....	129	0801543.....	21, 23, 61	1001096874.....	38, 125
0273590.....	143	0362658.....	37	0801544.....	21, 23, 61	1001096875.....	38, 125
0274275.....	95	0362735.....	61	0801545.....	21, 23, 61	1001096899.....	38, 41, 125
0274342.....	67	0362736.....	61	0811408.....	19	1001097150.....	48, 124
0274343.....	75	0400209.....	37	0860520.....	67, 71, 75, 79, 83, 87, 91, 95, 97, 99	1001097426.....	38, 125
0274607.....	68, 76	0400241.....	38, 41	0860946.....	46, 123	1001097846.....	142
0274866.....	11	0400242.....	41	0861693.....	45, 51, 119	1001097847.....	142
0274867.....	11	0440246.....	62			1001097982.....	11
		0440248.....	62			1001098018.....	97
		0440249.....	62				
		0440263.....	17				

# PART NUMBER INDEX

1001098019 .....	97	1001152482.....	48, 124	1060943.....	120	1704079.....	130, 136
1001098192 ..	51, 52, 140	1001152483.....	48, 124	1060944.....	120	1704081.....	130, 136
1001098193 .....	51	1001152484.....	48, 124	1060948.....	46, 123	1704277 ...	61, 83, 87, 91, 97, 99
1001098195 ..	45, 51, 119	1001153721... ..	17, 41, 120	1260368.....	61, 63	1704366.....	131, 137
1001099638 ...	67, 71, 76, 79, 83, 87, 91	1001155074.....	142	1260370.....	61, 63	1704412 .....	143
1001100141 .....	100	1001162455.....	46, 123	1260371.....	61, 63	1704469.....	131, 137
1001100142 .....	100	1001162888.....	136	1271488.....	61	1704483.....	103
1001100634 .....	100	1001162894.....	136	1271489.....	61	1704797.....	130, 136
1001100778 .....	99	1001162895.....	136	1271493.....	61	1704804.....	131
1001100779 .....	99	1001162897.....	136	1271620.....	61	1704905.....	103
1001100780 .....	99	1001163449.....	135	1271621.....	61	1704970.....	131
1001100816 .....	99	1001163450.....	135	1320041.....	45, 120	1705016.....	129, 135
1001100840 .....	11	1001176186.....	76, 80	1320043.....	45, 120	1705059.....	129, 135
1001101478 .....	99	1001176200.....	46, 123	1320149.....	45, 119	1705060.....	83, 87
1001101479 .....	99	1001177688.....	142	1320318.....	48	1705099.....	130, 136
1001101529 .....	100	1001178278.....	37	1380132.....	45, 75, 80	1705141.....	131
1001102559 .....	12	1001181045.....	48, 124	1560019.....	68, 76	1705142.....	131
1001102723 .....	142	1001187862.....	11	1580019.....	95, 97	1705153.....	132
1001102771 .....	121	1001188326.....	142	1580020.....	99	1705154.....	131
1001102847 .....	29, 140	1001189171.....	48, 124	1580035.....	142	1705155.....	131
1001102932 .....	38, 41	1001189172.....	48, 124	1580037.....	142	1705156.....	131
1001103423 .....	122	1001192401.....	121	1580051.....	99	1705578.....	103
1001103424 .....	37, 120	1001195610.....	143	1600309.....	103, 125	1705579.....	103
1001103694 .....	142	1001196953.....	67	1600378.....	51, 140	1705580.....	103
1001103987 .....	37	1001196954.....	75	1600379.....	51	1705581.....	103
1001107805 .....	37, 121	1001196955.....	67, 75	1600435.....	29, 140	1705582.....	103
1001107829 .....	121	1001197837.....	142	1600436.....	29, 140	1705583.....	103
1001109475 .....	48, 124	1001197839.....	142	1600451.....	29	1705585.....	103
1001109482 .....	48, 124	1001197889.....	121	1670836.....	17	1705586.....	103
1001110511 .....	17	1001200310.....	143	1671091.....	64	1705587.....	103
1001110873 .....	47	1001201038.....	142	1671256.....	19	1705588.....	103
1001111099 .....	37, 41	1001214031.....	142	1671257.....	11	1705624.....	100
1001112112 .....	41	1001223055.....	136	1671283.....	19	1705756.....	55, 57
1001112958 .....	142	1001223971.....	137	1671284.....	19	1705803.....	130, 136
1001113987 .....	121	1001224044.....	142	1671285.....	19	1705834.....	130, 136
1001114467 .....	11	1001224049.....	137	1671286.....	19	1705860.....	130, 136
1001114754 ..	17, 37, 120	1001224051.....	137	1671287.....	19	1705862.....	130, 136
1001116476 .....	129	1001224052.....	137	1671288.....	19	1705958.....	130, 136
1001116477 .....	131	1001225206.....	61, 111	1671289.....	19	1705959.....	130, 135
1001117179 .....	130, 136	1001225207.....	61, 111	1671290.....	19	1705960.....	131, 136
1001117180 .....	131, 136	1001228363.....	143	1671291.....	19	1705962.....	130
1001117181 .....	131, 136	1001228370.....	137	1684483.....	61, 109, 115	1705963.....	131
1001117182 .....	131, 136	1001228804.....	25	1684486.....	61, 109, 115	1705964.....	131
1001117183 .....	136	1001228806.....	25	1700584.....	129, 135	1705965.....	131
1001117184 .....	131, 136	1001228817.....	25	1701504.....	129, 135	1705966.....	132
1001117185 .....	136	1001229107.....	142	1701509.....	129, 135	1706007.....	51
1001117186 .....	131, 136	1001229323.....	142	1703072.....	129, 135	1706355.....	131
1001117187 .....	131, 136	1001229433.....	25	1703455.....	64	1706356.....	130
1001117188 .....	131, 136	1001229525.....	25	1703681 ...	67, 71, 75, 79, 83, 87, 91, 97, 99, 129, 135	1706357.....	130
1001117189 .....	131, 136	1001229526.....	25	1703681 .....	67, 71, 75, 79, 83, 87, 91, 97, 99, 129, 135	1706358.....	131
1001118156 .....	121	1001229712.....	142	1703681 .....	67, 71, 75, 79, 83, 87, 91, 97, 99, 129, 135	1706359.....	131
1001121273 .....	136	1001231450.....	29, 140	1703684.....	130, 135	1706360.....	131
1001136380 .....	37	1001231706.....	143	1703685.....	130, 135	1706361.....	131
1001136381 .....	38, 41	1001233237.....	142	1703686.....	130, 135	1706362.....	130
1001136954 .....	29, 140	1001237013.....	142	1703687.....	129, 135	1706363.....	130
1001137010 ..	45, 51, 119	1060380 ...	37, 45, 51, 67, 71, 75, 79, 103, 121	1703751.....	130, 135	1706364.....	130
1001137014 .....	29	1060687 .....	125	1703779.....	130	1706365.....	130
1001137015 .....	45	1060689 .....	122	1703785.....	130, 136	1706366.....	131
1001137026 .....	119	1060808 .....	91	1703786.....	130, 136	1706367.....	131
1001137484 .....	51	1060908 .....	48, 124	1703814.....	129, 135	1706368.....	131
1001148902 .....	142	1060920 .....	61	1703817.....	129, 135	1706369.....	131
1001148903 .....	142	1060927 .....	119	1704023.....	130, 136	1706370.....	131
1001148904 .....	142	1060939 .....	120	1704024.....	130, 136	1706493.....	68, 76
1001148905 .....	142	1060940 .....	120	1704031.....	130, 136	1706744.....	129, 135
1001148906 .....	142	1060941 .....	120	1704032.....	130, 136	1706745.....	129, 135
1001152479 .....	48, 124	1060942 .....	120	1704039.....	130, 136	1706746.....	129, 135

# PART NUMBER INDEX

1706747.....	129, 135	3125029.....	143	3510904.....	71	3900309.....	103
1706764.....	129, 135	3125030.....	143	3510905.....	71	3900325.....	37, 41
1707137.....	131	3125049.....	143	3510906.....	99	3900346.....	55, 57
2020005.....	75, 79	3128199.....	143	3520028.....	97, 100	3900347.....	55, 57
2080040.....	83, 87, 91, 95, 97, 99	3160323.....	11, 15	3520030.....	76, 80	3900373.....	45
2080043.....	92, 95, 97, 99	3251813.....	130, 136	3520033.....	12	3910608.....	51
2110606.....	115	3252760.....	46, 47	3520060.....	72	3910804.....	51
2120183.....	115	3252761.....	46, 47	3520072.....	55, 57, 71, 79, 83, 87, 91, 95, 97, 100	3911008.....	29
2150606.....	115	3271605.....	25	3520169.....	67, 76	3911010.....	30
2220591.....	109, 115	3271805.....	62	3520176.....	83, 87, 91	3911016.....	29, 38, 41
2221123.....	115	3290401.....	12	3520176.....	83, 87, 91	3911020.....	29, 37, 41
2221173.....	109, 115	3300151.....	92, 100	3539814.....	62	3911024.....	37, 41, 55, 57
2300014.....	143	3300202.....	37	3570274.....	76, 79	3911436.....	37
2300021.....	143	3300356.....	67, 71, 75, 80	3570362.....	76, 79	3930808.....	103
2360754.....	11	3300381.....	100	3570462.....	71	3930816.....	45
2400044.....	37, 41	3300475.....	55, 57	3570464.....	67	3930824.....	17
2400060.....	121	3310601.....	51	3570653.....	76, 80	3930832.....	17
2400069.....	37, 41, 120, 140	3310801.....	17	3570654.....	76, 80	3931016.....	45
2400093.....	48, 124	3310805.....	75, 80	3570893.....	62	3931412.....	17
2410008.....	99	3311001.....	37, 38, 41, 46, 47, 83, 87, 91	3570976.....	64	3931516.....	33
2410016.....	67	3311001.....	37, 38, 41, 46, 47, 83, 87, 91	3571101.....	63	3990010.....	121, 140
2410017.....	75	3311005.....	30, 51, 71, 75, 79	3571103.....	63	4010412.....	12
2410018.....	67	3311401.....	17, 45, 55, 57, 62, 97, 99, 105	3571552.....	83, 87	4060092.....	46, 123
2410019.....	75	3311401.....	17, 45, 55, 57, 62, 97, 99, 105	3571734.....	29	4060700.....	46, 47, 123
2410024.....	97, 99	3311405.....	17, 19, 38, 41, 45, 46, 67, 71, 75, 76, 79, 88, 91	3572511.....	37, 41	4060803.....	67, 72, 76, 80
250199.....	121, 122	3311405.....	17, 19, 38, 41, 45, 46, 67, 71, 75, 76, 79, 88, 91	3574226.....	91	4060960.....	62
250200.....	119	3311501.....	37, 95	3574442.....	95, 99	4060961.....	62
250201.....	119	3311502.....	83, 87	3574608.....	95, 100	4061034.....	62
250206.....	119	3311505.....	38, 41, 67, 71, 76, 79	3577191.....	95	4061060.....	55, 57
250220.....	122	3311601.....	21, 23, 55, 57, 62	3580269.....	62	4070860.....	62
2560088.....	79	3311605.....	11, 19, 48, 55, 57, 64, 67, 75, 83, 87, 91, 97, 99	3580286.....	62	4070861.....	62
2560154.....	75	3311608.....	55, 57, 95	3580291.....	62	4070862.....	62
2600225.....	67, 71, 75, 79	3311801.....	55, 57, 62	3580293.....	62	4070970.....	62
2600258.....	19	3340829.....	76, 79	3580344.....	45	4070971.....	62
2600281.....	91, 95	3340845.....	62	3600326.....	29, 33	4070988.....	62
2600294.....	91, 95, 97, 99	3340858.....	62	3600463.....	29, 35	4070989.....	62
2700098.....	97, 99	3340977.....	95, 97, 99	3641542.....	97, 100	4070990.....	62
2754652.....	115	3380466.....	67, 71, 75, 79, 83, 87, 91, 95, 97, 99	3641663.....	71	4071032.....	45
2754653.....	115	3380540.....	51	3740069.....	121, 140	4071058.....	37, 41
2860030.....	51, 140	3422338.....	63	3760170.....	103	4071077.....	11
2880310.....	61	3422346.....	63	3760348.....	17	4071078.....	11
2902517.....	19	3422355.....	63	3760365.....	11	4071092.....	91, 95
2902518.....	19	3422657.....	45, 67, 71, 75, 79, 91	3760383.....	62	4071095.....	91, 95, 97, 100
2902519.....	19	3422717.....	62	3760448.....	83, 87	4160124.....	62
2910760.....	103	3422720.....	63	3820020.....	37, 45	4160130.....	45
2915230.....	39, 42, 143	3422722.....	63	3820024.....	45, 67, 71, 75, 79, 83, 87, 91, 95, 97, 99	4160160.....	17
2915256.....	19	3422744.....	83, 87, 91	3820031.....	131, 136	4160165.....	71, 79
2920026.....	55, 57	3422750.....	62	3820032.....	11, 55, 57, 64, 67, 71, 75, 79, 83, 87, 91, 95, 97, 99, 103	4160205.....	55, 57
2920094.....	55, 57	3422752.....	62	3820034.....	62	4160222.....	17
2920155.....	11	3422757.....	62	3841724.....	17	4160223.....	17
2920160.....	64	3422866.....	83, 87	3900032.....	67, 71, 76, 79	4220225.....	92, 95
2920178.....	11	3423189.....	17	3900187.....	62	4220233.....	100
2940074.....	71, 79, 83, 87, 91, 140	3423231.....	17	3900189.....	51	4220234.....	100
2940141.....	29	3450202.....	63	3900190.....	97, 100	4220285.....	17
2940142.....	19	3450304.....	63	3900192.....	62	4220309.....	92, 95, 97, 100
3010146.....	17	3510873.....	67	3900200.....	76, 79	4240032.....	64, 103
3010147.....	17	3510874.....	75	3900205.....	37, 41, 47, 62	4240033.....	103
3010153.....	17	3510897.....	97, 100	3900251.....	76, 80	4240147.....	11
3010155.....	17	3510899.....	99	3900252.....	76, 79	4240177.....	37, 41
3010156.....	17			3900258.....	19, 67, 71, 76, 79	4280296.....	76, 80, 83, 87, 91
3020017.....	11			3900270.....	83, 87	4300111.....	63
3020038.....	120			3900283.....	25	4300129.....	63
3020041.....	62					4360467.....	51, 140
3080005.....	84, 87					4360514.....	37, 41, 140
3125028.....	143					4360515.....	37, 41, 140
						4360546.....	55, 57

## PART NUMBER INDEX

4360562 ..... 51, 140	4461246 ..... 47, 123	4846804 ..... 91	70006453 ..... 111
4360567 ..... 51, 119, 140	4461249 38, 48, 124, 125	4846859 ..... 55, 57	7002821 ..... 125, 143
4360581 ..... 51, 140	4520326 ..... 11	4846864 ..... 95	7002828 ..... 125, 143
4360633 ..... 121	4520565 ..... 11	4846877 ..... 55, 57	7002841 ..... 125, 143
4360702 ..... 121, 140	4520593 ..... 11	4860235 ..... 11	7002842 ..... 125, 143
4420039 ... 67, 71, 76, 79, 83, 87, 91	4567489 ..... 62	4860239 ..... 11	7002847 ..... 125, 143
4420051 95, 97, 129, 135	4567492 ..... 62	4922559 ..... 45, 119	7002848 ..... 125, 143
4460016 ..... 55, 57	4567749 ..... 62	4922560 ..... 120	7013701 ..... 33
4460023 ..... 46, 47, 123	4567750 ..... 62	4922670 ..... 103, 124	7013708 ..... 33
44601205 ..... 125	4567751 ..... 62	4922671 ..... 121	7013713 ..... 33
4460125 ..... 46, 47, 123	4568261 ..... 103	4922924 ..... 55, 57	7013715 ..... 33
4460183 ..... 55, 57	4569238 ..... 17	4923106 ..... 119	7013716 ..... 33
4460205 ..... 46, 47, 124	4569336 ..... 17	4923107 ..... 119	7013717 ..... 33
446022655, 57, 119, 120, 121, 122	4711000 ..... 47	4923108 ..... 119	7013720 ..... 33
4460227 ... 120, 121, 125	4711400 ... 12, 23, 29, 38, 41, 45, 46, 62, 67, 68, 71, 75, 76, 79, 100, 105	4923315 ..... 119	7013722 ..... 33
446026755, 57, 119, 120, 122, 124	4711500 ... 38, 41, 62, 76, 80	4923316 ..... 45, 120	7013723 ..... 33
446032055, 57, 120, 121, 122, 124	4711600 ... 11, 19, 21, 23, 25, 64, 67, 68, 71, 75, 76, 79, 83, 87, 91, 97, 99, 100	4923378 ..... 122	7013727 ..... 33
4460321 ..... 122	4711800 ..... 62, 83, 87	4923383 ..... 121	7013728 ..... 33
4460326 ..... 55, 57, 119	4740007 ..... 62	4923447 ..... 120	7013743 ..... 33
4460346 ..... 46, 47, 123	4740120 ..... 45, 103	4933346 ..... 121	7013766 ..... 33
446042455, 57, 119, 120, 122, 125	4740414 ..... 62	7000082 ..... 52	7013770 ..... 33
4460445 ..... 55, 57, 121	4740529 ..... 55, 57	7000084 ..... 52	7013779 ..... 33
4460464 ..... 121, 122	4740530 ..... 55, 57	7000191 ..... 15	7013792 ..... 33
4460465 ..... 121, 122	4750800 ... 37, 41, 45, 63, 76, 80	7000210 ..... 15	7013793 ..... 33
4460466 ..... 122	4751000 ... 29, 30, 38, 45, 71, 76, 79, 83, 87, 91	7000211 ..... 15	7016319 ..... 64
4460549 ..... 46, 47, 123	4751400 ... 19, 21, 37, 46, 88	7000212 ..... 15	7016618 ..... 125, 143
4460566 ..... 38, 46, 124	4751500 ... 45, 63, 95, 97, 100	7000213 ..... 15	7016710 ..... 33
4460633 ..... 47, 123	4751600 ... 11, 12, 29, 55, 57	7000214 ..... 15	7016712 ..... 33
4460648 ..... 121, 122	4751800 ..... 63	7000215 ..... 15	7016713 ..... 33
4460662 ..... 47, 123	4761000 ... 37, 38, 41, 42, 47, 63, 83, 87, 91	7000216 ..... 109, 111	7016714 ..... 33
4460663 ..... 119	4761400 ..... 19, 63	7000217 ..... 109, 111	7016717 ..... 33
4460672 ..... 121	4761500 ..... 37	7000218 ..... 109, 111	7016718 ..... 33
4460761 ..... 122	4811400 ..... 12	7000682 ..... 51	7016719 ..... 33
4460772 ..... 125	4811600 ..... 45	7000683 ..... 51, 52	7016721 ..... 33
4460773 ..... 125	4821496 ..... 12	7000684 ..... 51, 52	7016722 ..... 33
4460776 ..... 125	4845345 ..... 63	7000685 ..... 51, 52	7016724 ..... 33
4460778 ..... 121	4845614 ..... 76, 79	7000686 ..... 51, 52	7016735 ..... 33
4460802 .. 38, 39, 42, 125	4845657 ..... 76, 80	7000935 ..... 15	7020093 ..... 45
4460803 ..... 38, 42, 125	4845808 ..... 71	70001019 ..... 35	7022210 ..... 33
4460884 ..... 121	4845809 ..... 68	70001020 ..... 35	7022211 ..... 33
4460891 ..... 122	4845810 ..... 76, 79	70001021 ..... 35	7022212 ..... 33
4460894 ..... 122	4845811 ..... 76, 79	70001022 ..... 35	7022920 ..... 122
4460897 ..... 121	4845812 ..... 79	70001023 ..... 35	7023391 ..... 109, 111
4460899 ..... 122	4845813 ..... 71	70001024 ..... 35	7023392 ..... 109, 111
4460919 ..... 121	4846021 ... 67, 71, 75, 79	70001025 ..... 35, 140	7023394 ..... 109, 111
4460920 ..... 121	4846324 ..... 83, 87, 91	70001026 ..... 35	7023395 ..... 109, 111
4460922 ..... 125	4846325 ..... 83, 87, 91	70001027 ..... 35	7023492 ..... 109, 111
4460923 ..... 125	4846445 ..... 21	70001028 ..... 35	7023498 ..... 119
4460940 ..... 38, 125	4846447 ..... 21	70001250 ..... 52	7023499 ..... 119
4460956 ..... 48, 124	4846481 ..... 63	70001251 ..... 52	7024302 ..... 119
4460957 ..... 48, 124	4846521 ..... 83, 87	70001252 ..... 52	7024361 ..... 143
4461023 ..... 119	4846522 ..... 83, 87	70001253 ..... 52	7024407 ..... 109, 111
4461041 ..... 119	4846536 ..... 83, 87	70001703 ..... 120	7024428 ..... 29
4461108 ..... 121	4846722 ..... 95	70001704 ..... 120	7024430 ..... 29
4461196 38, 48, 124, 125	4846803 ..... 91	70001705 ..... 120	7024460 ..... 29
4461198 ..... 47, 123		70001706 ..... 120	7024480 ..... 109
4461199 38, 48, 124, 125		70001707 ..... 120	7024591 ..... 29
4461201 ..... 47, 123		70001708 ..... 120	7024592 ..... 29
4461202 38, 48, 124, 125		70001798 ..... 119	7024747 ..... 15
4461205 38, 48, 124, 125		70001799 ..... 119	7024748 ..... 15
4461244 ..... 47, 123		70002215 ..... 35	7024756 ..... 15
4461245 ..... 47, 123		70003612 ..... 35	7024758 ..... 15
		70003613 ..... 35	7026165 ..... 35, 140
		70003805 ..... 51	7026195 ..... 11
		70006450 ..... 111	7026196 ..... 11
		70006451 ..... 111	7026330 ..... 35
		70006452 ..... 111	7026335 ..... 35

## PART NUMBER INDEX

7026622.....	109, 140	7027247 .....	115	7027764 .....	51	86561311.....	109, 115
7026623.....	109	7027365 .....	51, 52	7027765 .....	52		
7026624.....	109	7027367 .....	52	7027766 .....	51, 52		
7026625.....	109	7027739 .....	45	8229242 .....	121		





3121232



An Oshkosh Corporation Company

**Corporate Office**  
**JLG Industries, Inc.**  
**1 JLG Drive**  
**McConnellsburg, PA 17233-9533 USA**  
**☎ (717) 485-5161 (Corporate)**  
**☎ (877) 554-5438 (Customer Support)**  
**☎ (717) 485-6417**

**Visit our website for JLG Worldwide Locations.**  
**[www.jlg.com](http://www.jlg.com)**